

# Topline Report

## *2020 Peru National Online Survey*

December 2020



AmericasBarometer  
*Barómetro de las Américas*



# Key Takeaways

- Concerns about the coronavirus pandemic are widespread. People are worried that someone in their household will get sick or that they will not have access to needed healthcare
- The President received the highest approval rating for the handling of the pandemic compared to all other political and civil society actors
- There is widespread belief that incidents of gender-based violence should be reported, but few believe these incidents would be taken seriously by the authorities or that perpetrators would be punished
- There is little confidence in institutions in charge of upholding the law and few have pride in the political system, though people still think one should support the political system
- Willingness to justify the President's closure of Congress in difficult times remains high
- There is widespread doubt in the fairness of elections
- Peruvians agree that democracy is the best form of government and largely believe that Peru is a democracy but vary in how democratic they perceive the country to be

# Table of Contents

1. Study Methodology
2. Coronavirus (COVID-19) Outbreak
3. Gender-Based Violence
4. Evaluations of the Political System
5. Democracy and Elections

# 1. Survey Methodology

# Survey Methodology

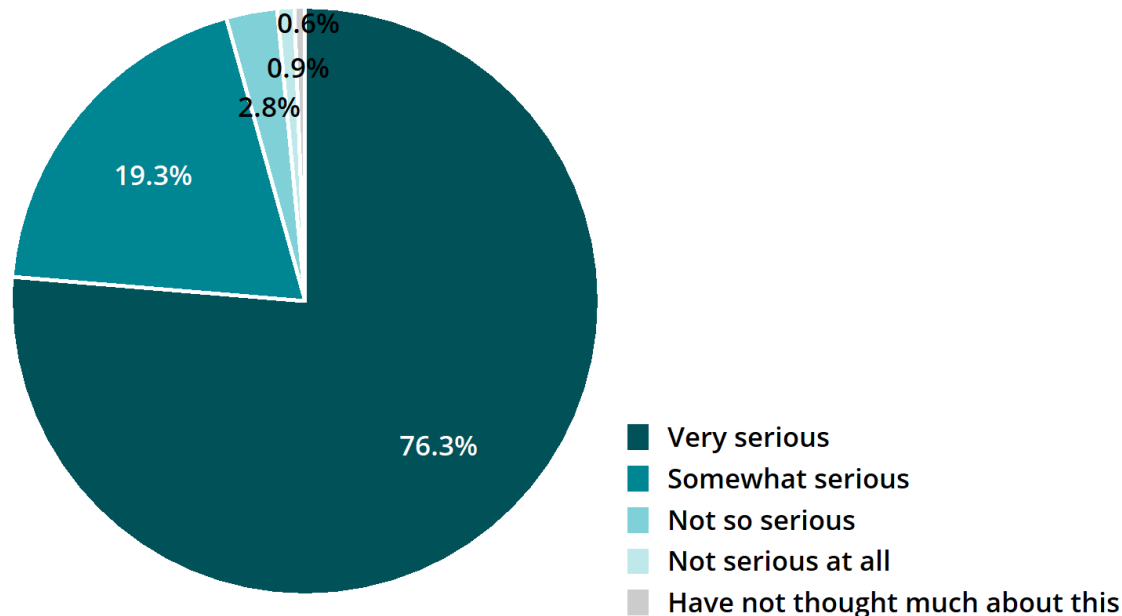
- 2,039 online interviews
- Pretest dates: September 23-25, 2020
- Fieldwork dates: October 14-23, 2020
- Survey language: Spanish
- Data collection software: SurveyToGo
- Sample design information:
  - Population universe: Adults 18 and older with access to a device with internet capabilities
  - Weighted by region, age, gender, and education level
  - Sample provided by Netquest, a commercial panel provider. Netquest's main recruitment channel consists of invitational ads on social networks. In drawing the sample from the panel, Netquest used quotas based on recent, nationally representative data to ensure the data collected were as representative as possible. It is important to keep in mind that even with weights, online samples tend to overrepresent people with higher socioeconomic status
  - Data collection mode: Computer-Assisted Web Interviewing (CAWI)

# 2. Coronavirus (COVID-19) Outbreak

# Summary of Findings

- Concerns about the coronavirus are widespread
- Most (76%) think the coronavirus outbreak is “very serious,” most (57%) are “very worried” about the it making someone in their household sick, and most (69%) are worried about it limiting their access to healthcare
- The economic impact of the pandemic is more widely felt than the effects on health
- Most (75%) report a loss of income due to the pandemic and a quarter report (25%) someone in their household needing medical attention from the virus
- The President has the highest average job approval rating for the handling of coronavirus compared to other political actors (5.8 on a 0-10 scale)
- Almost a third (30%) are willing to justify a coup when the country faces a health emergency, and a majority (58%) are willing to allow the president to postpone elections

# More than 7 in 10 think the outbreak is “very serious”



Seriousness of Coronavirus Outbreak

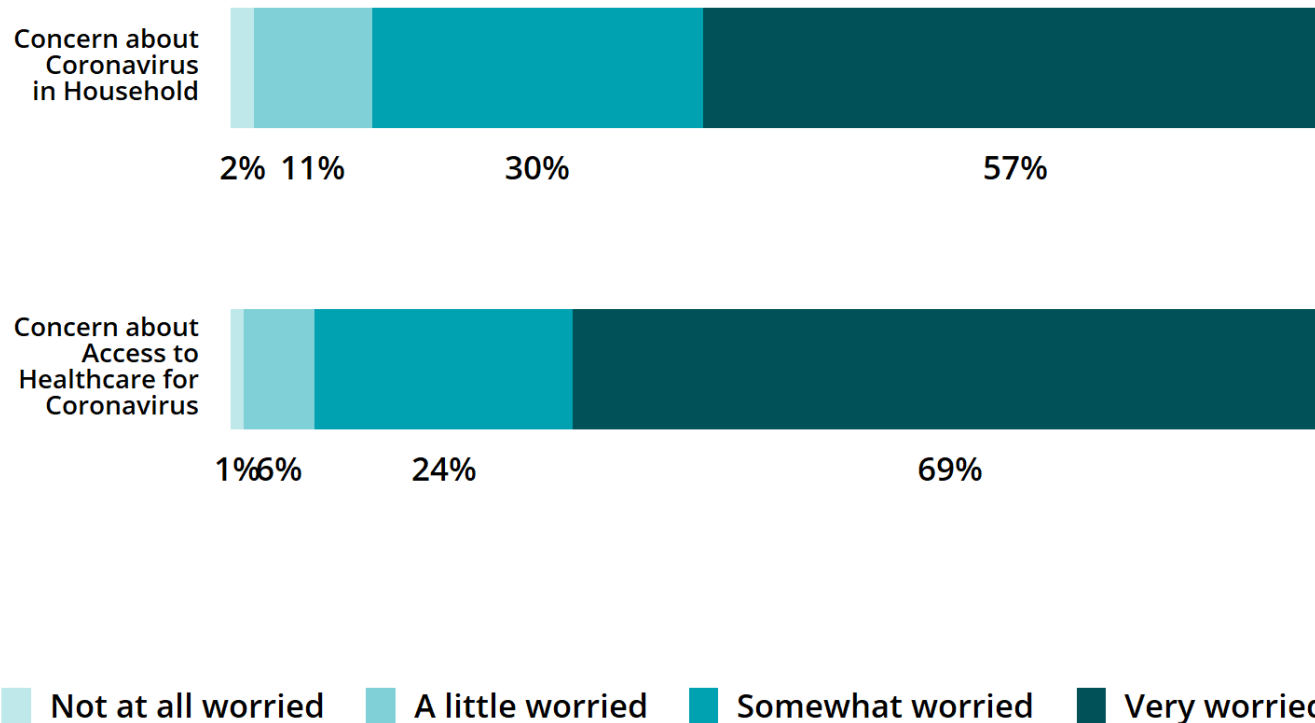
Source: LAPOP, Peru CAWI 2020; v12022020

**COVID1.** ¿Qué tan serio piensa que es el problema del brote del coronavirus en Perú?

(1) Muy serio (2) Algo serio (3) Poco serio (4) Nada serio (5) No ha pensado mucho sobre esto



# Most are “very worried” that someone in their household will get sick and will not have access to needed healthcare



Source: LAPOP, Peru CAWI 2020; v12022020

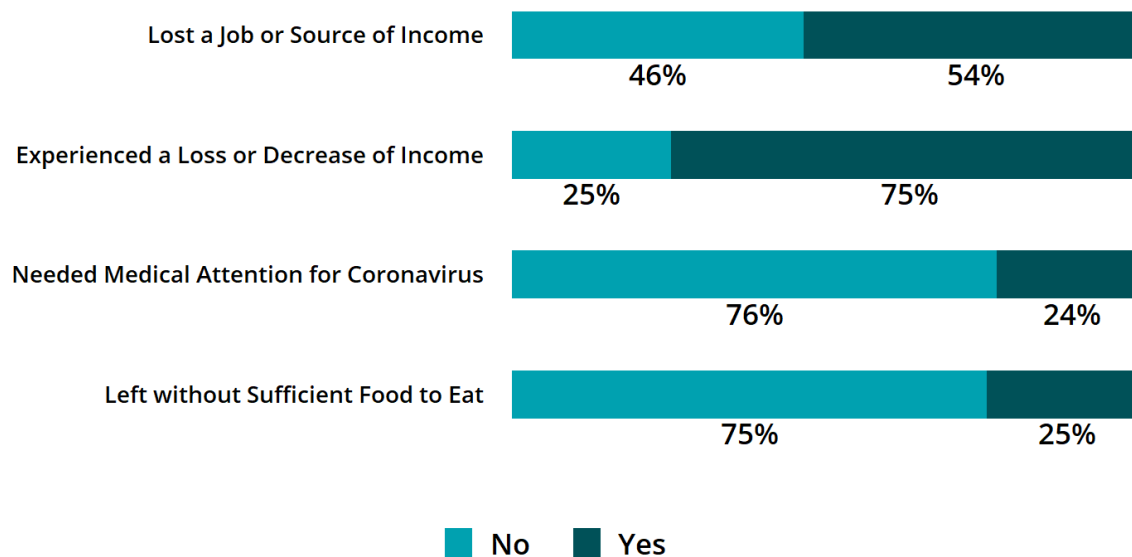
**COVID2AT.** ¿Qué tan preocupado(a) está sobre la posibilidad de que en los próximos 3 meses usted o alguien en su casa se enferme de coronavirus?

**COVID2ET.** ¿Y si usted o alguien en su casa se enfermara de coronavirus en los próximos 3 meses, qué tan preocupado(a) está de que puedan acceder a cuidados de salud adecuados para tratar la enfermedad?

(1) Muy preocupado(a) (2) Algo preocupado(a) (3) Poco preocupado(a) (4) Nada preocupado(a)

# While 1 in 4 say someone in the household needed medical attention for coronavirus, 3 in 4 report a decrease of income

## Because of Coronavirus...



Source: LAPOP, Peru CAWI 2020; v12022020

Por favor, díganos si algunas de las siguientes situaciones le han sucedido a usted o a alguien que viva en su hogar a causa del coronavirus

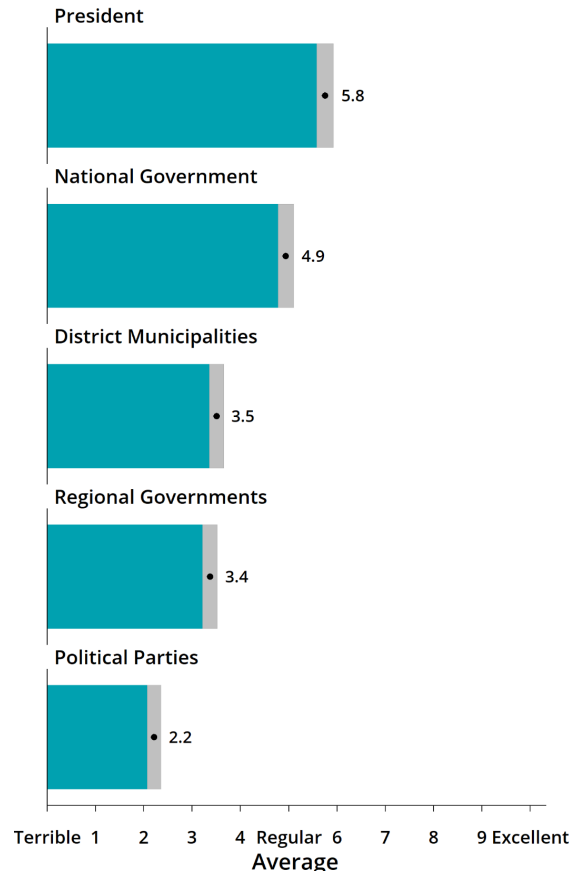
**COVID9.** ¿Han perdido su trabajo o fuente de ingreso?

**COVID10.** ¿Han experimentado recortes o disminuciones en su salario o ingreso?

**COVID11.** ¿Han necesitado atención médica por coronavirus?

**COVID12.** ¿Se han quedado sin comida suficiente para comer?

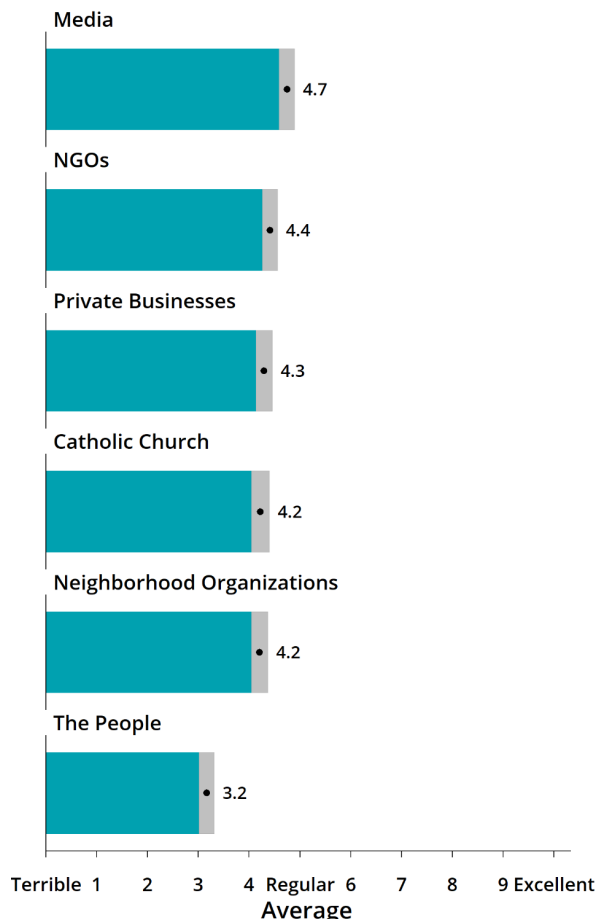
# The president receives a higher rating for handling of the pandemic compared to other political actors



- The President has the highest average COVID approval rating (5.8) among political actors
- Political parties receive lowest average rating of all political actors (2.2)

**COVID15A-I.** Si usted tuviera que darle un puntaje al trabajo de distintos actores en el país frente al coronavirus usando una escala de 0 a 10, en la que 0 es pésimo, 5 es regular y 10 es excelente, y usted puede indicar cualquier número entre 0 y 10. ¿Qué puntaje le pondría a...

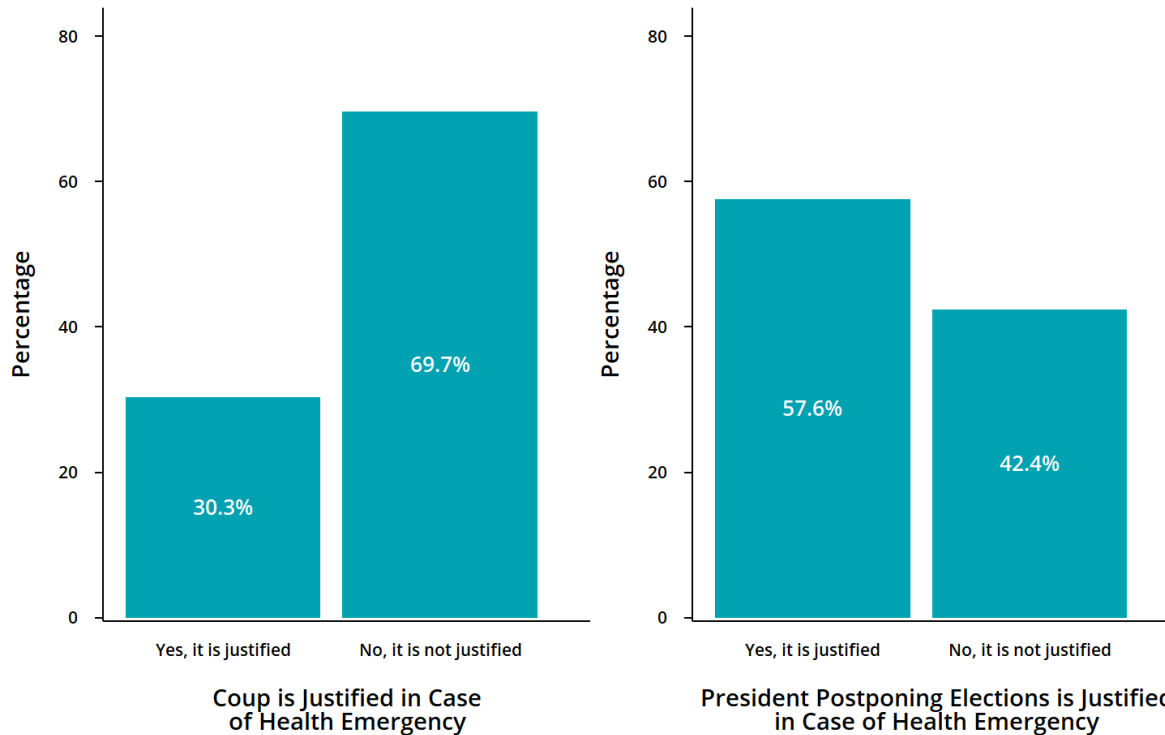
# Among non-political actors, the media receive the highest rating in the handling of coronavirus



- Less variation in rating of non-political actors
- The media receives highest average rating (4.7) among civil society actors
- People in general receive lowest average rating (3.2)

**COVID15B-K.** Si usted tuviera que darle un puntaje al trabajo de distintos actores en el país frente al coronavirus usando una escala de 0 a 10, en la que 0 es pésimo, 5 es regular y 10 es excelente, y usted puede indicar cualquier número entre 0 y 10. ¿Qué puntaje le pondría a...

# Almost a third justify a coup during a health emergency, and a majority would allow the president to postpone elections



In comparison...

- 30% think a coup is justified under high corruption
- 58% think it is justified for the President to postpone elections in case of a public health emergency

Source: LAPOP, Peru CAWI 2020; v12022020

**JC13COVID.** Cuando hay una emergencia de salud pública como el coronavirus... (1) Se justificaría que los militares tomen el poder por un golpe de Estado (2) No se justificaría que los militares tomen el poder por un golpe de Estado

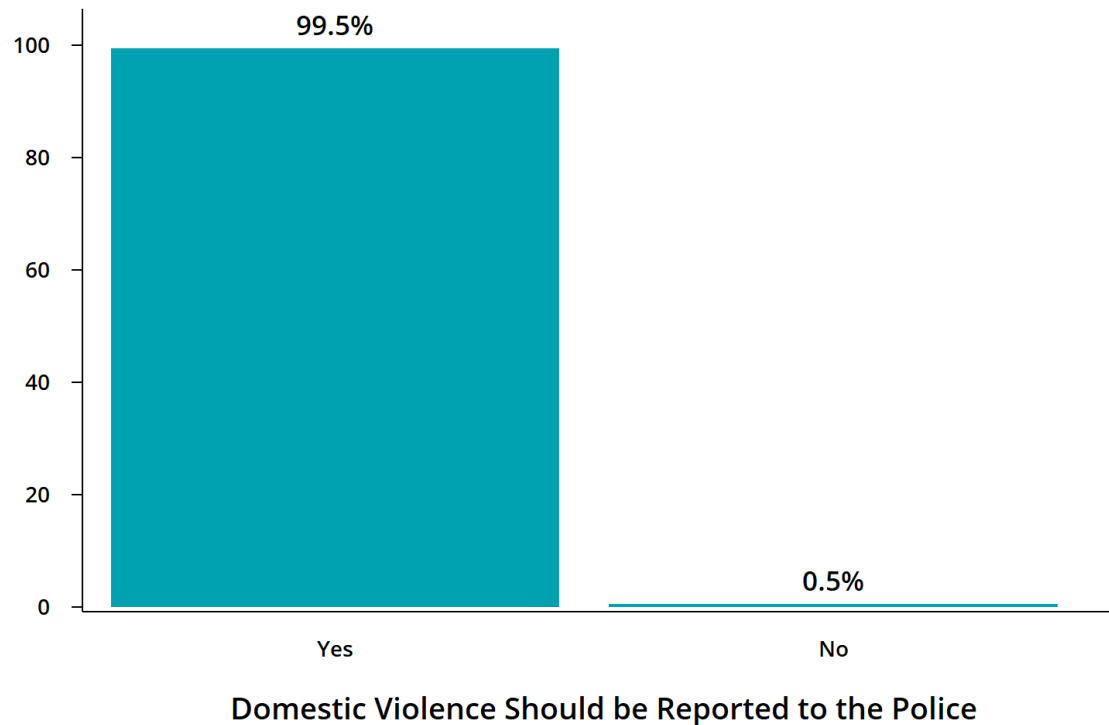
**JCCOV1.** ¿Cree usted que cuando hay una emergencia de salud pública como el coronavirus, se justifica que el presidente posponga las elecciones? (1) Sí se justifica (2) No se justifica

# 3. Gender-Based Violence

# Summary of Findings

- Virtually all Peruvians (99.5%) believe incidents of violence against women in their neighborhoods should be reported to the police
- 50% say there is little or no likelihood that the police would take an incidence of domestic violence seriously and 66% that the perpetrator would be punished

# Virtually all Peruvians believe incidents of violence against women should be reported to the police

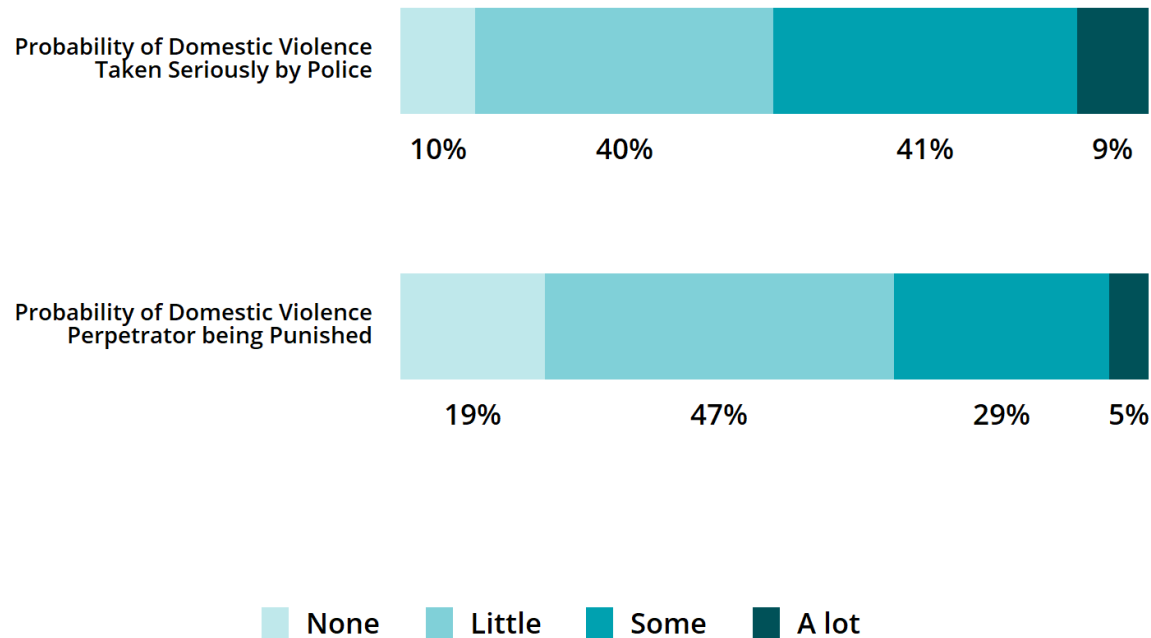


Source: LAPOP, Peru CAWI 2020; v12022020

**AOJG1.** Si una mujer de su comunidad o vecindario fuera golpeada por la pareja, ¿cree usted que ella debería reportar el incidente a la policía?  
(1) Sí (2) No



# Half say the police would take a domestic violence incident seriously, while 1 in 3 think the perpetrator would be punished



Source: LAPOP, Peru CAWI 2020; v12022020

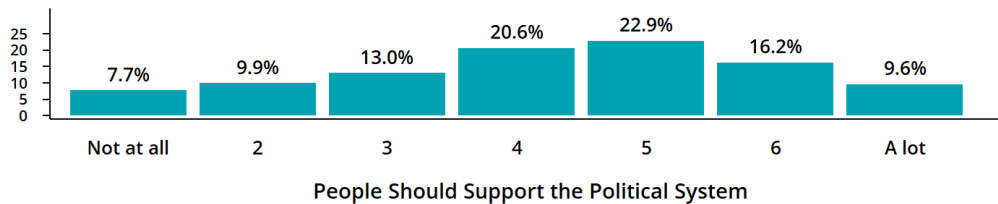
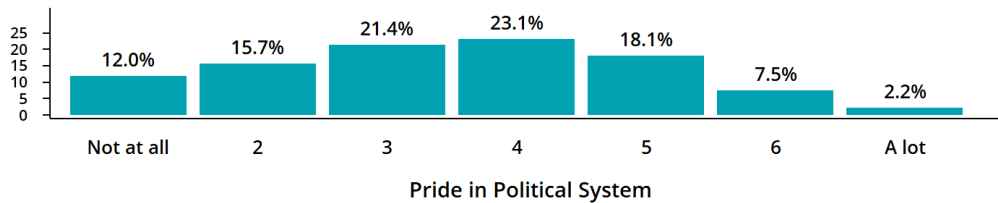
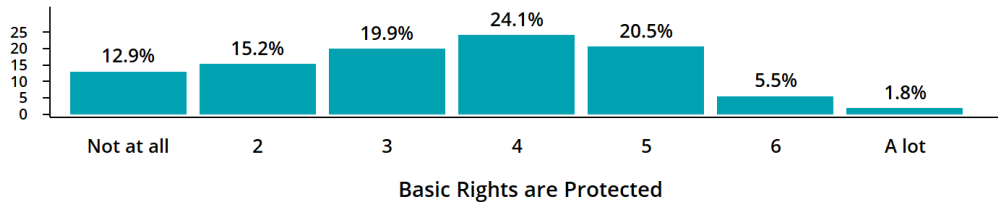
**AOJG2N.** Si el incidente fuera reportado, ¿cuán probable sería que la policía se lo tomara en serio?  
**AOJG3N.** Si el incidente fuera reportado, ¿cuán probable sería que el sistema judicial castigara al culpable?  
(1) Mucho (2) Algo (3) Poco (4) Nada

# 4. Evaluations of the Political System

# Summary of Findings

- There is little confidence in institutions in charge of upholding the law and low pride in the political system, though people still think one should support the political system
  - About half (48%) have low confidence that basic rights are protected
  - Around a quarter (28%) have a sense of pride in the political system
  - About half (49%) believe that people should support the political system
  
- Peruvians like the President substantially more than the Congress
  - About a third (31%) report liking the President
  - Only 5% like the Congress

# There is little confidence and pride in the political system, but many still believe people should support the political system



Source: LAPOP, Peru CAWI 2020; v12022020

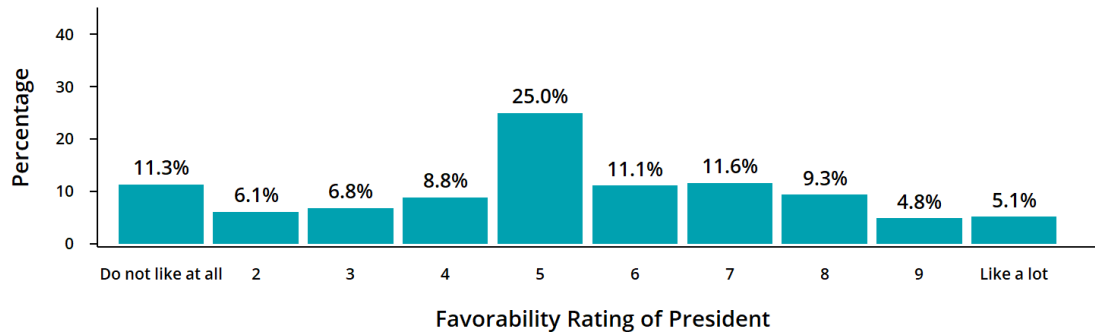
- 13% believe that basic rights are not protected at all
- 28% have pride in the political system, responding 5 or higher
- Nearly half (49%) believe that people should support the political system, responding 5 or higher

**B3.** ¿Hasta qué punto cree usted que los derechos básicos del ciudadano están bien protegidos por el sistema político peruano?

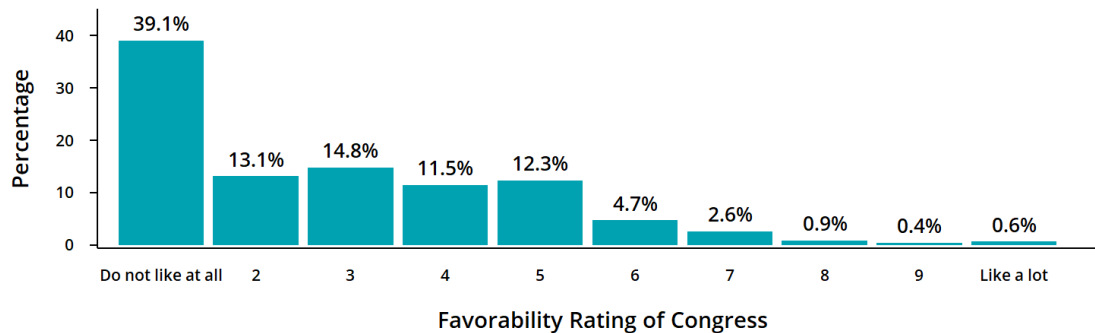
**B4.** ¿Hasta qué punto se siente usted orgulloso de vivir bajo el sistema político del Perú?

**B6.** ¿Hasta qué punto piensa usted que se debe apoyar al sistema político del Perú?

# The President receives markedly higher favorability ratings than the Congress



- 31% report liking the President, responding 7 or higher



- 39% report that they do not like the Congress at all

Source: LAPOP, Peru CAWI 2020; v12022020

*Aquí hay una escala que va de 1 a 10. El 1 que representa "no me gusta nada" y por tanto un sentimiento nada favorable hacia la persona o el grupo. Por otra parte, 10 representa "me gusta mucho", y significa que usted tiene sentimientos muy favorables hacia esa persona o grupo.*

*Usando esta escala, indique cómo se siente acerca de los siguientes grupos o instituciones.*

**POLAFAS.** El Presidente

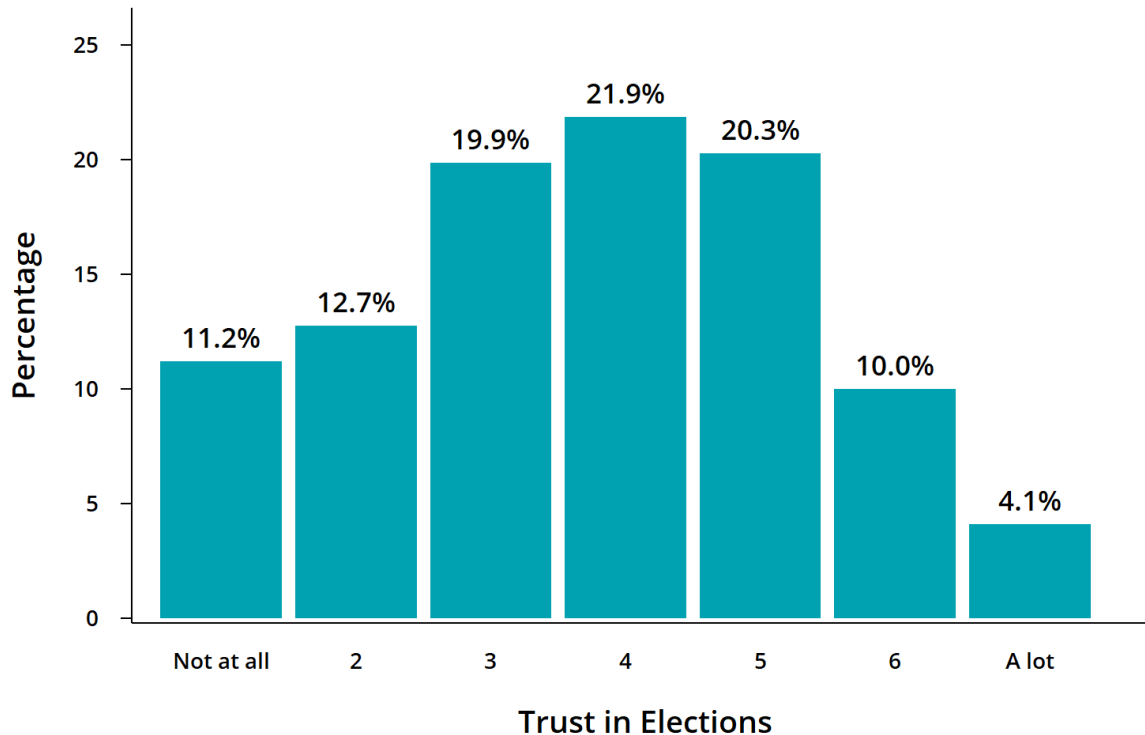
**POLAFAG.** El Congreso

# 6. Elections and Democracy

# Summary of Findings

- There is widespread doubt in the fairness of elections
  - While 34% say they trust elections, 44% exhibit a lack of trust
  - One in five (19%) say votes are “always” counted correctly
  - A third (33%) believe the wealthy “always” buy elections results
  - One in five (21%) believe politicians can “always” identify voters
- Most disagree with the notions that it is justified for politicians to refuse elections results (70%), accept bribes (94%), or break the rules (88%)
- Few think it would be good (21%) or very good (7%) for Peru to have a strong leader who does not always follow the rules to get things done
- A majority (59%) believe it is justified for the President to close Congress during difficult times
- Two-thirds (65%) agree that democracy is better than any other form of government
- Two-thirds believe Peru is a democracy, yet few believe it is completely democratic (9%)
- Most (65.5%) favor a system that provides economic security even if there are no elections

# There is widespread mistrust in elections in Peru



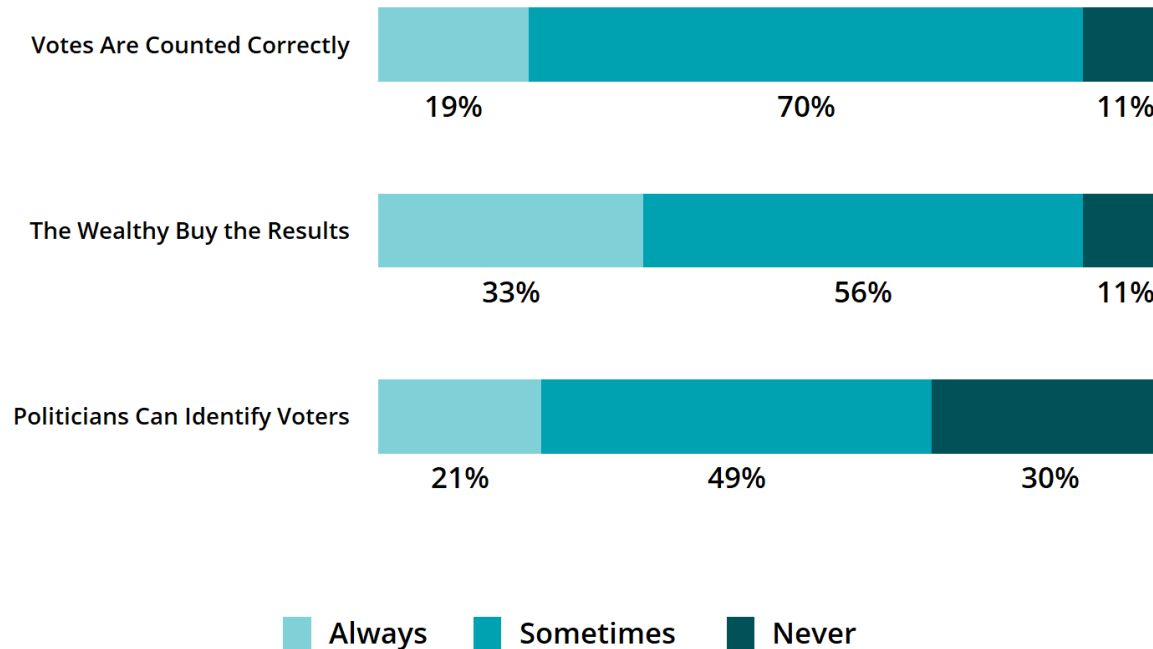
- A third (34%) have trust in elections (response of at least 5)
- 44% report a lack of trust in elections (response of 3 or less)

Source: LAPOP, Peru CAWI 2020; v12022020

*B47A. ¿Hasta qué punto tiene usted confianza en las elecciones en este país?*



# While 1 in 5 say votes are always counted correctly, 1 in 3 think the wealthy always buy election results, and 2 in 5 that voters can always be identified



Source: LAPOP, Peru CAWI 2020; v12022020

*Le mencionaré algunas cosas que pueden suceder durante las elecciones, y le pediré que me indique si suceden siempre, algunas veces o nunca en Perú...*

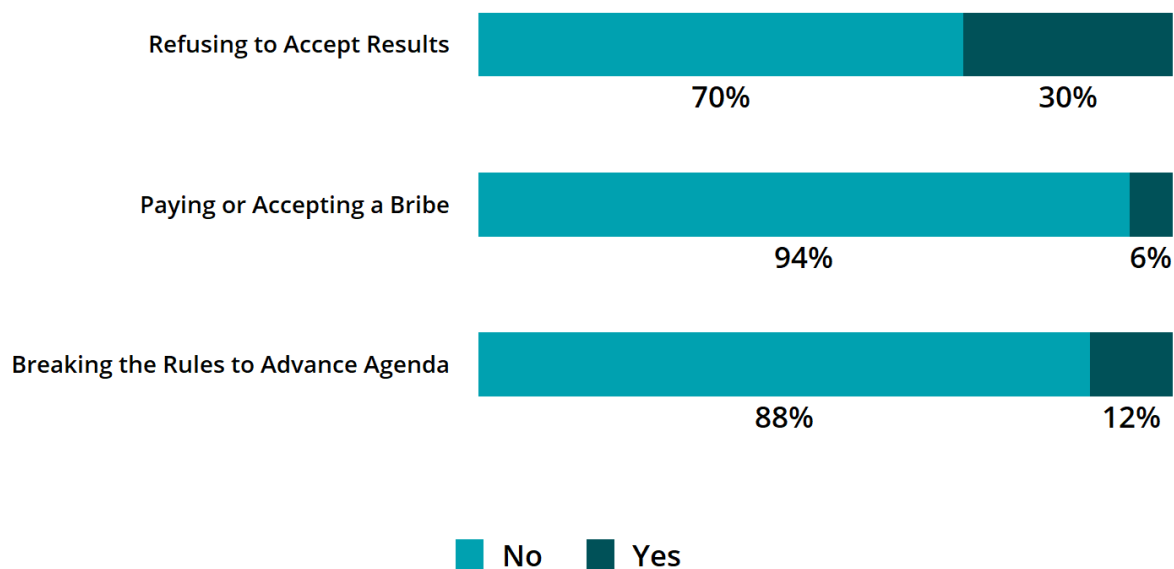
**COUNTFAIR1.** Los votos son contados correcta y justamente.

**COUNTFAIR2.** Los ricos compran los resultados de las elecciones.

**COUNTFAIR3.** Los políticos pueden averiguar por quién vota cada uno.

# Most disagree with the notions that it is justified for politicians to refuse elections results, accept bribes, or break the rules

## Politicians Can Be Justified in...



Source: LAPOP, Peru CAWI 2020; v12022020

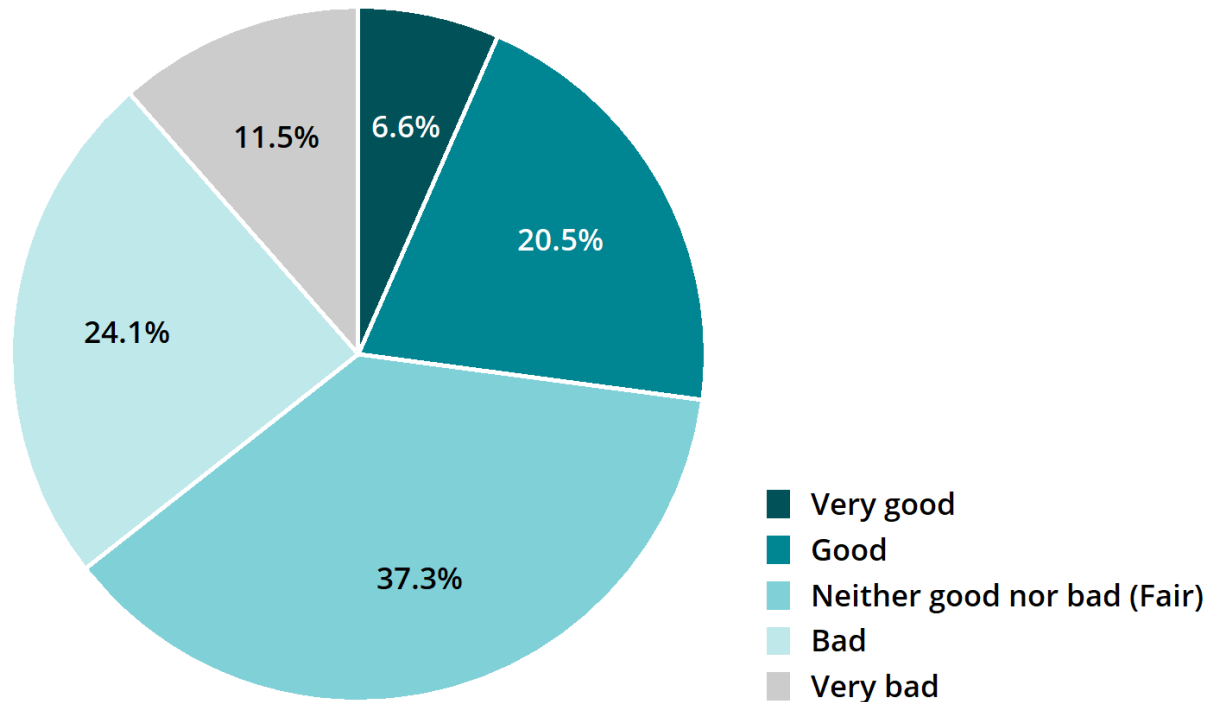
*Pensando en los políticos en general...*

**VIEWSR2.** *¿Cree que a veces se justifica que un político se niegue a aceptar los resultados de las elecciones?*

**VIEWSR3.** *¿Cree que a veces se justifica que un político pague o acepte una coima o soborno?*

**VIEWSR4.** *¿Cree que a veces se justifica que un político se salte las reglas para poder avanzar con su agenda/programa?*

# Few think it would be good or very good to have a strong leader who does not follow the rules to get things done

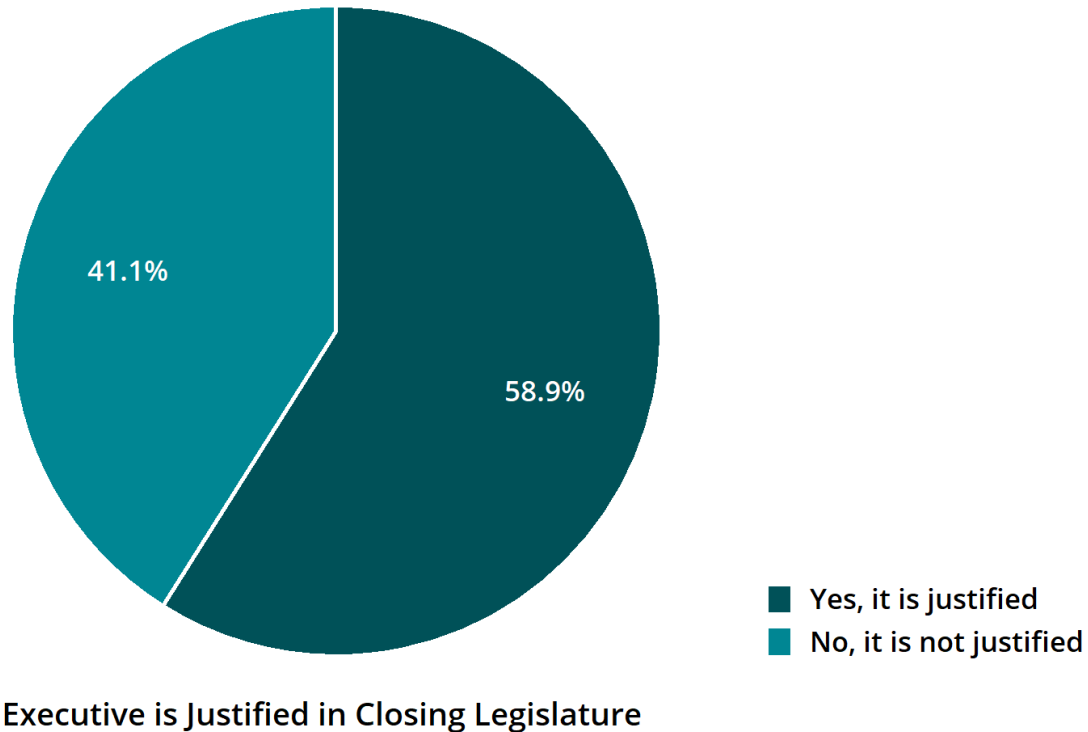


Support for Extralegal Strong Leader

Source: LAPOP, Peru CAWI 2020; v12022020

*CSES6. Tener un líder fuerte en el gobierno, incluso si ese líder no cumple del todo con las reglas para lograr que las cosas se hagan, ¿usted diría que es muy bueno, bueno, ni bueno ni malo, malo o muy malo como forma de gobierno para nuestro país?*

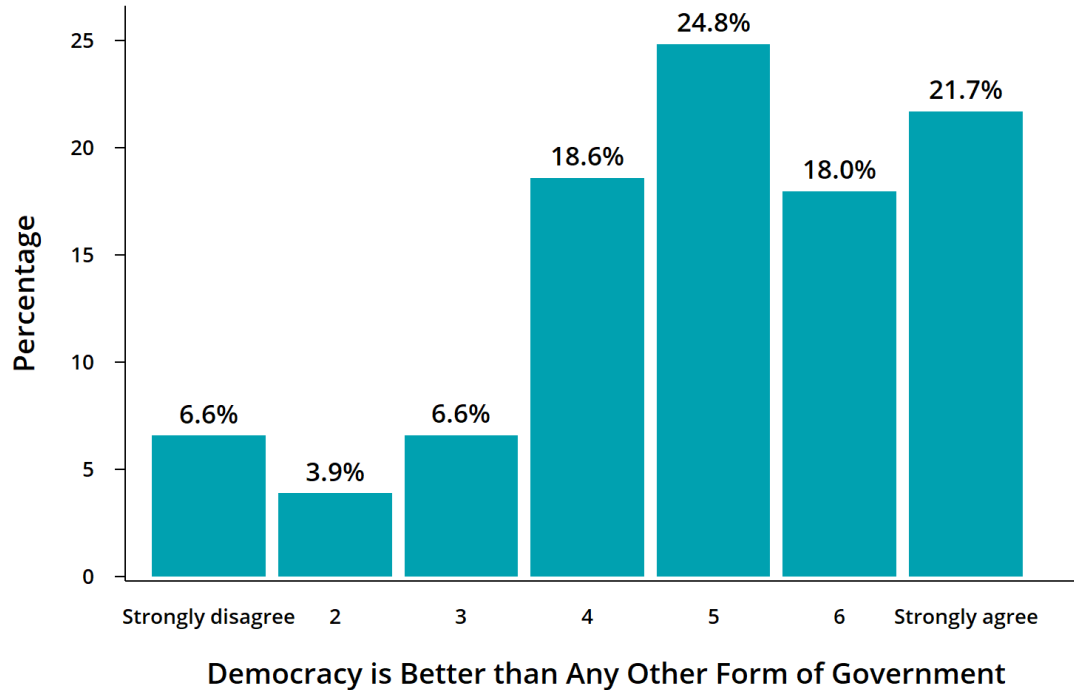
# A majority believe it is justified for the President to close Congress during difficult times



Source: LAPOP, Peru CAWI 2020; v12022020

*JC15. ¿Cree usted que cuando el país enfrenta momentos muy difíciles, se justifica que el presidente del país cierre el Congreso y gobierne sin Congreso?*

# Most Peruvians agree that democracy is the best form of government



- Two thirds (65%) support democracy, responding 5 or higher
- In 2019, less than half (49%) expressed support for democracy

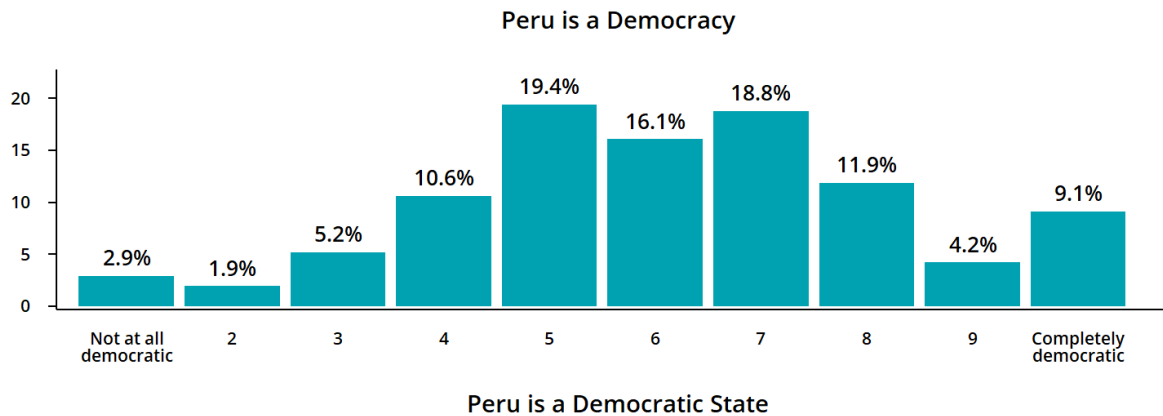
Source: LAPOP, Peru CAWI 2020; v12022020

*ING4. Puede que la democracia tenga problemas, pero es mejor que cualquier otra forma de gobierno. ¿Hasta qué punto está de acuerdo o en desacuerdo con esta frase?*

# Two-thirds believe Peru is a democracy, but there is wide variation in how democratic they believe the country to be



- Two thirds (67%) believe Peru is a democracy



- Only 9% believe Peru is completely democratic

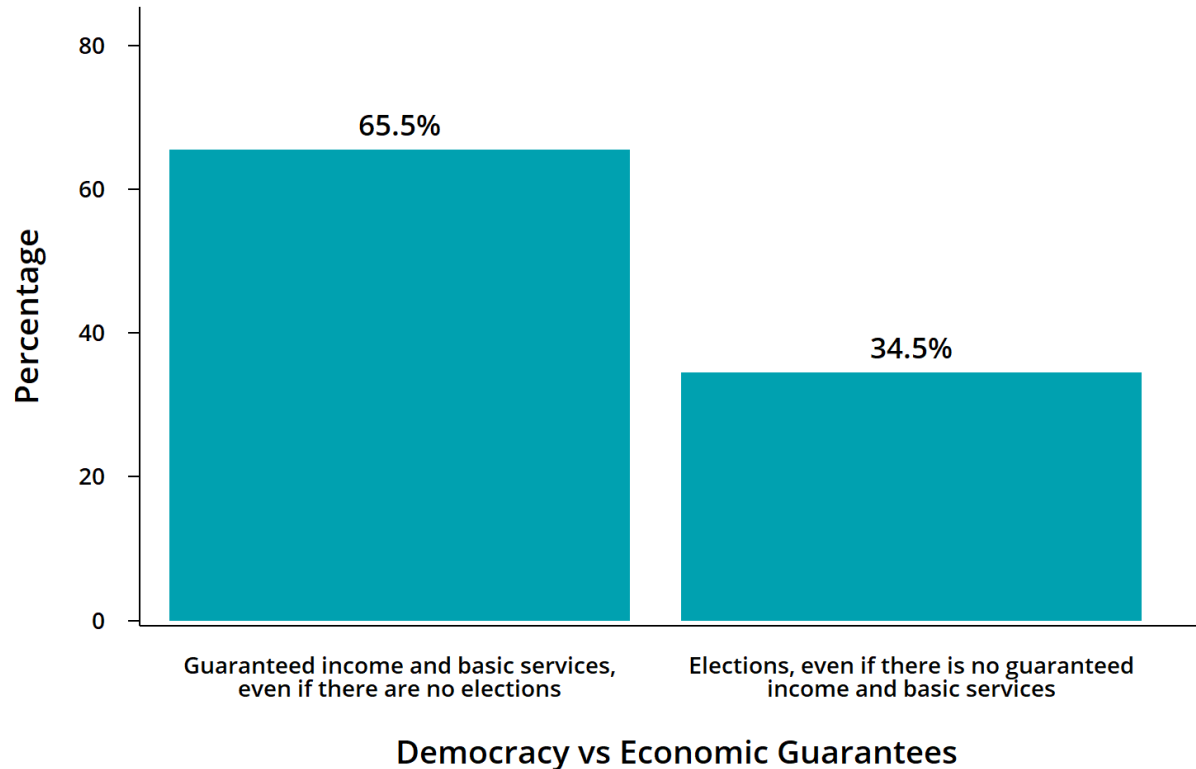
Source: LAPOP, Peru CAWI 2020; v12022020

**DEM30.** ¿En su opinión, Perú es una democracia?

**DEM30B.** Según la Constitución Política del Perú "... Perú es un Estado democrático...".

Pensando en una escala del 1 a 10, en la que el 1 significa "nada democrático" y el 10 significa "plenamente democrático". Según su propia definición de democracia, ¿dónde se encontraría Perú en esta escala? Indique el número.

# Two-thirds favor a system that provides economic security even if there are no elections



Source: LAPOP, Peru CAWI 2020; v12022020

**CHM1N.** Como sistema político, qué le parece mejor para Perú: ¿un sistema que garantice acceso a ingreso y servicios básicos para todos los ciudadanos, aunque no se pueda elegir a las autoridades, o poder votar para elegir las autoridades, aunque no haya garantías de ingreso y servicios para todos?

# Credits

Author:

Oscar Castorena, Ph.D.

Editors:

Mariana Rodríguez, Ph.D.

Liz Zechmeister, Ph.D.

Noam Lupu, Ph.D.

All LAPOP Lab reports and datasets are available at [www.lapopsurveys.org](http://www.lapopsurveys.org). Follow us on Twitter [@lapop\\_barómetro](https://twitter.com/lapop_barometro).

This study is made possible by the support of the American People through the United States Agency for International Development (USAID). The contents of this study are the sole responsibility of the authors and LAPOP and do not necessarily reflect the views of USAID or the United States Government.



The LAPOP logo features the word "LAPOP" in large, bold, green, sans-serif letters. The text is framed by two horizontal yellow bars, one above and one below the letters.

