

Topline Report

2020 Haiti National Phone Survey

August 2020



AmericasBarometer
Barómetro de las Américas



Key Takeaways

- People are worried about the coronavirus pandemic and disappointed with government's response. There is a large impact on daily habits and influence on willingness bend some democratic rules of the game
- Few are in good health and most have required medical attention. Only a third of have positive opinions about public health services
- Widespread reports of a lack quality public sanitary services, like drinkable water and trash disposal
- People feel insecure in their neighborhoods, which is likely linked to high crime victimization and gang activity
- Interpersonal trust is greater when asked about fellow Haitians than neighbors
- Widespread negative evaluations of the political system and lack of confidence in elections may be translating into loss of faith in democracy in Haiti

Table of Contents

1. Study Methodology
2. Coronavirus (COVID-19) Outbreak
3. Personal Health and Access to Healthcare
4. Quality of Public Services
5. Crime and Gang Activity
6. Trust in Others
7. Evaluations of the Political System

1. Survey Methodology

Survey Methodology

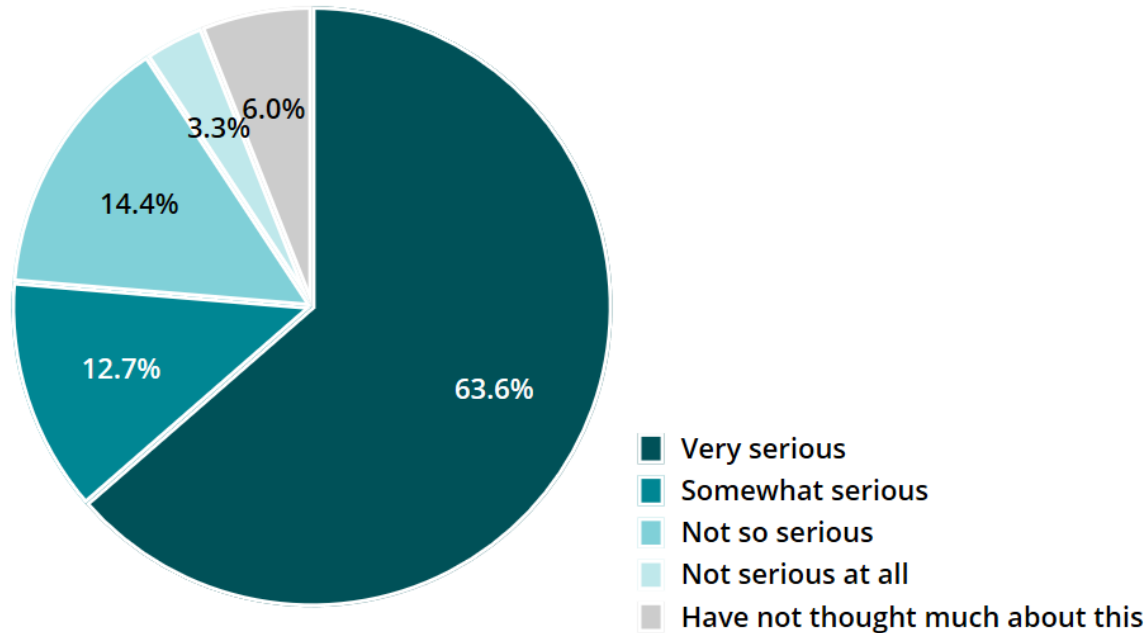
- 2,028 telephone interviews (margin of error: $\pm 2\%$)
- Pretest dates: April 6-17, 2020
- Training dates: April 13-14, 2020
- Fieldwork dates: April 22 – June 10, 2020
- Survey language: Haitian Creole
- Sample design information:
 - Nationally and regionally representative of voting age population (when weights applied)
 - Stratified by region (North, Center, West, and South)
 - Random selection from 20,000 cellphone numbers per department from Haiti Digicel and Natcom
- Data collection mode: Computer-Assisted Telephone Interviewing (CATI)
- Data collection software: SurveyToGo

2. Coronavirus (COVID-19) Outbreak

Summary of Findings

- Concerns about the coronavirus are widespread and the outbreak has significantly affected Haitians' daily lives
- Most (64%) think the coronavirus outbreak is “very serious” and most are “very worried” about it making someone in their household sick (55%), having a negative impact on household finances (57%), and limiting their access to basic goods (49%)
- Most (61%) disapprove of the government's response to the coronavirus outbreak and over half (55%) blame the government for the increase of the spread
- The vast majority have changed their daily habits due to the coronavirus outbreak, including avoiding large events (75%), social distancing (89%), and more frequent handwashing (97%)
- About 2 in 5 are willing to justify a coup when the country faces a health emergency, and 84% are willing to allow the president to postpone elections

Over 6 in 10 think the outbreak is “very serious”



Seriousness of Coronavirus Outbreak

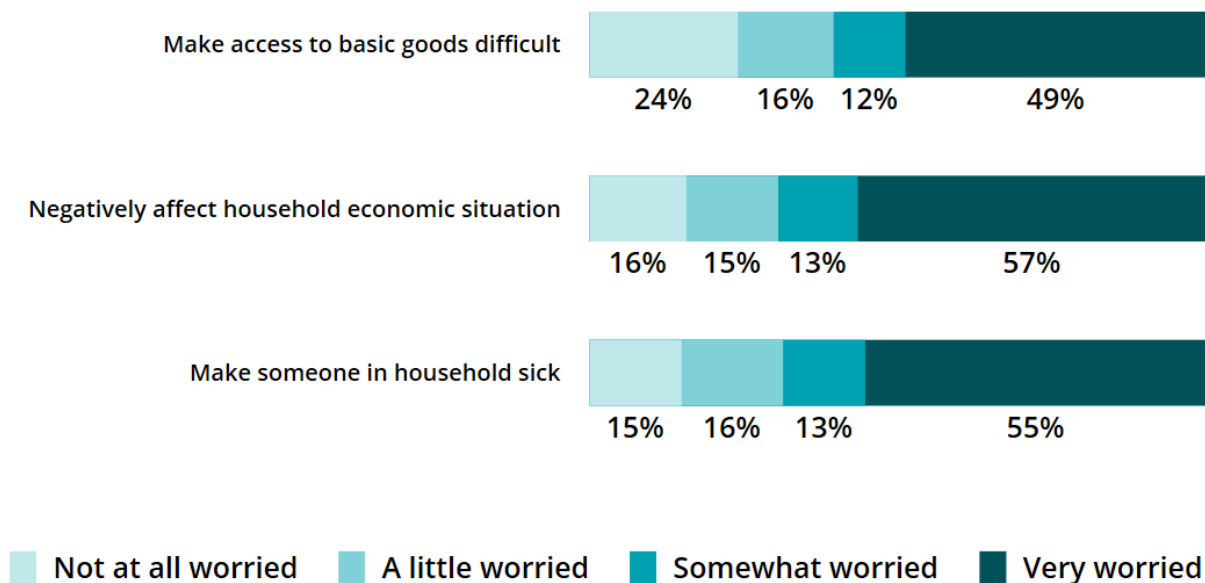
Source: © AmericasBarometer, LAPOP, 2020; v.HTI20_0.1

COVID1. How serious of a problem do you think the coronavirus outbreak is for Haiti?

(1) Very serious (2) Somewhat serious (3) Not so serious (4) Not serious at all (5) Have not thought much about this

Half or more are “very worried” that coronavirus will make a household member sick or hinder their finances

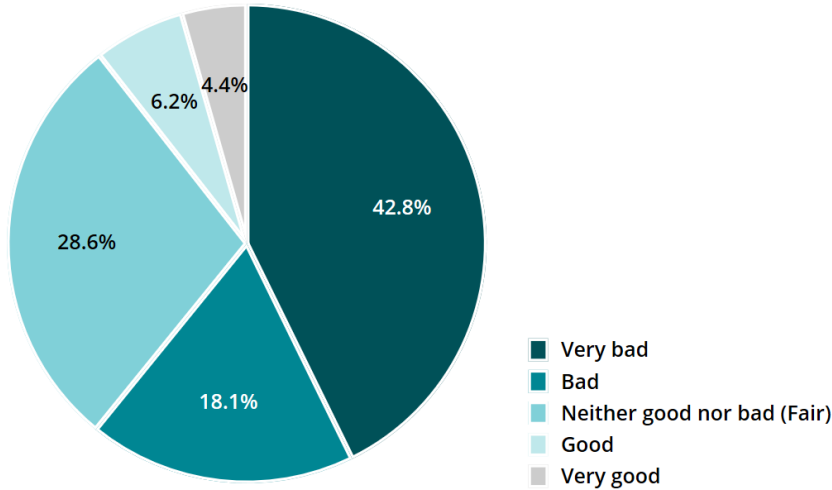
Worried that coronavirus will...



Source: © AmericasBarometer, LAPOP, 2020; v.HTI20_0.1

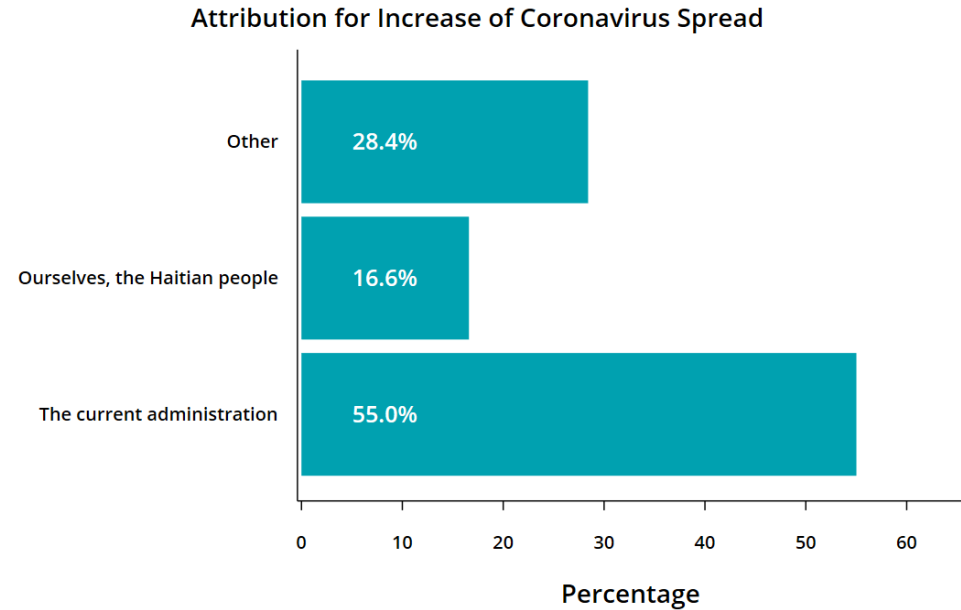
COVID2A/B/C. How worried are you about the possibility that you or someone in your household will become sick with the coronavirus/your household economic situation will be negatively affected by the coronavirus/your household will have difficulty accessing basic goods, such as food or medicine, due to the coronavirus?? (1) Very worried (2) Somewhat worried (3) A little worried (4) Not at all worried

Most disapprove of the government's response and over half blame it for the increase of the spread of coronavirus



Evaluation of Government Response

Source: © AmericasBarometer, LAPOP, 2020; v.HTI20_0.1

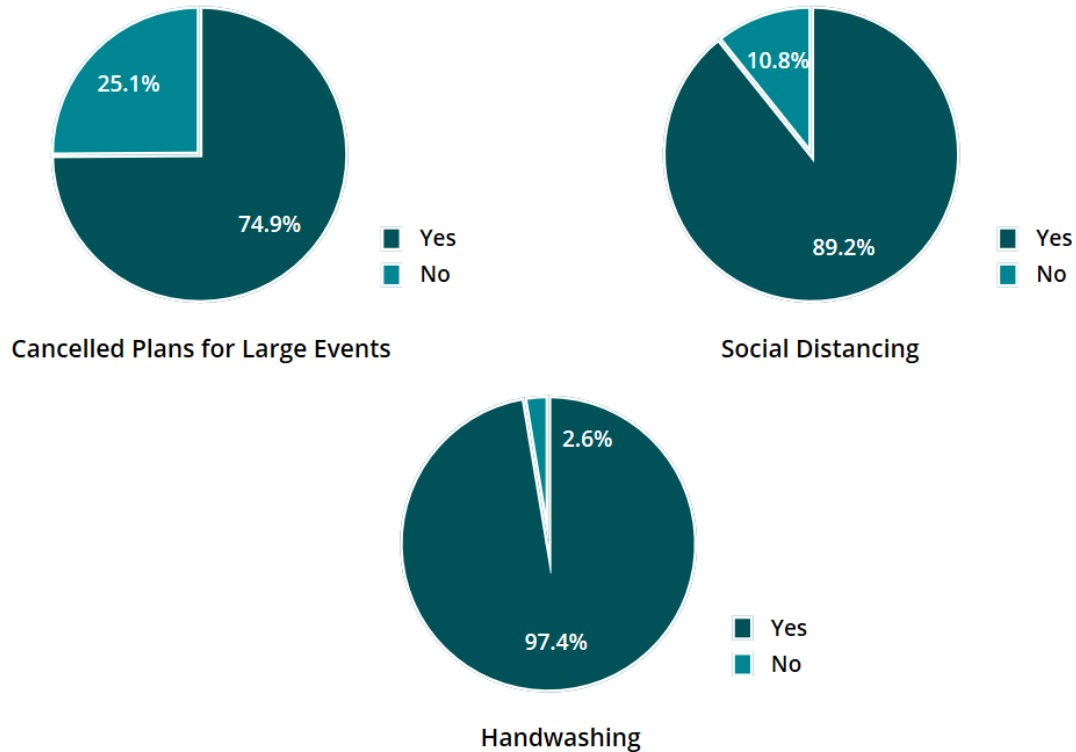


Source: © AmericasBarometer, LAPOP, 2020; v.HTI20_0.1

COVID3. How would you rate the performance of the national government in handling the coronavirus outbreak?
 (1) Very good (2) Good (3) Neither good nor bad (fair) (4) Bad (5) Very bad

COVID4. Coronavirus is spreading in Haiti. Who is **the most responsible** for the increased number of infections?

The vast majority of Haitians have changed their daily habits due to the coronavirus outbreak



Source: © AmericasBarometer, LAPOP, 2020; v.HTI20_0.1

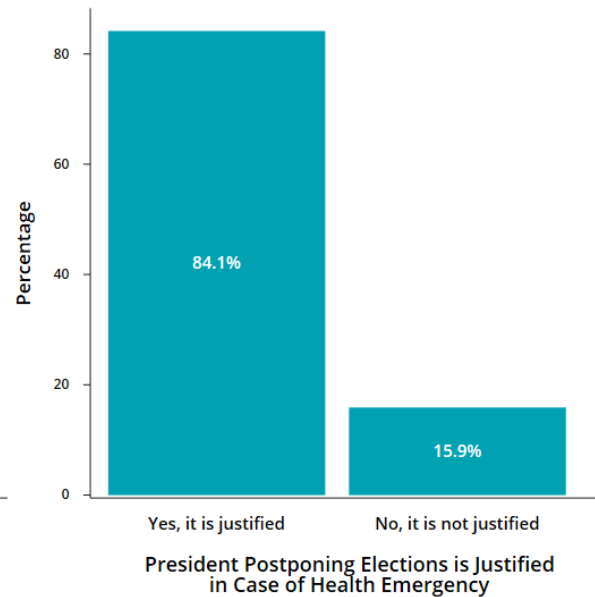
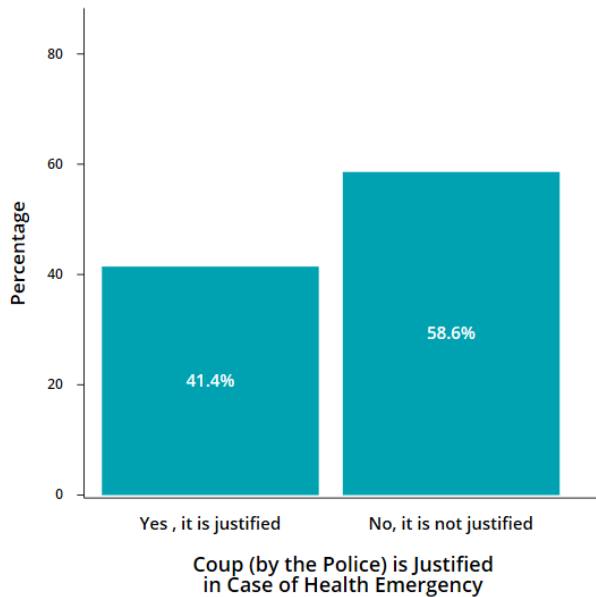
Please tell me if you have taken any of the following actions because of the recent coronavirus outbreak.

COVID6. Have you canceled any plans to attend large gatherings such as social events or church?

COVID7. Have you kept a greater distance between you and others when out in public?

COVID8. Have you washed your hands more often with water and soap or sanitizer?

About 2 in 5 would justify a coup during a health emergency, and most would allow the president to postpone elections



Source: © AmericasBarometer, LAPOP, 2020; v.HTI20_0.1

- Haitians are slightly more likely to justify coups under other conditions
- 47% think a coup is justified under high crime
- 43% think a coup is justified under high corruption

JC13COVID. When there is a public health emergency like the coronavirus...(1) A take-over by the police of the state would be justified (2) A take-over by the police of the state would not be justified

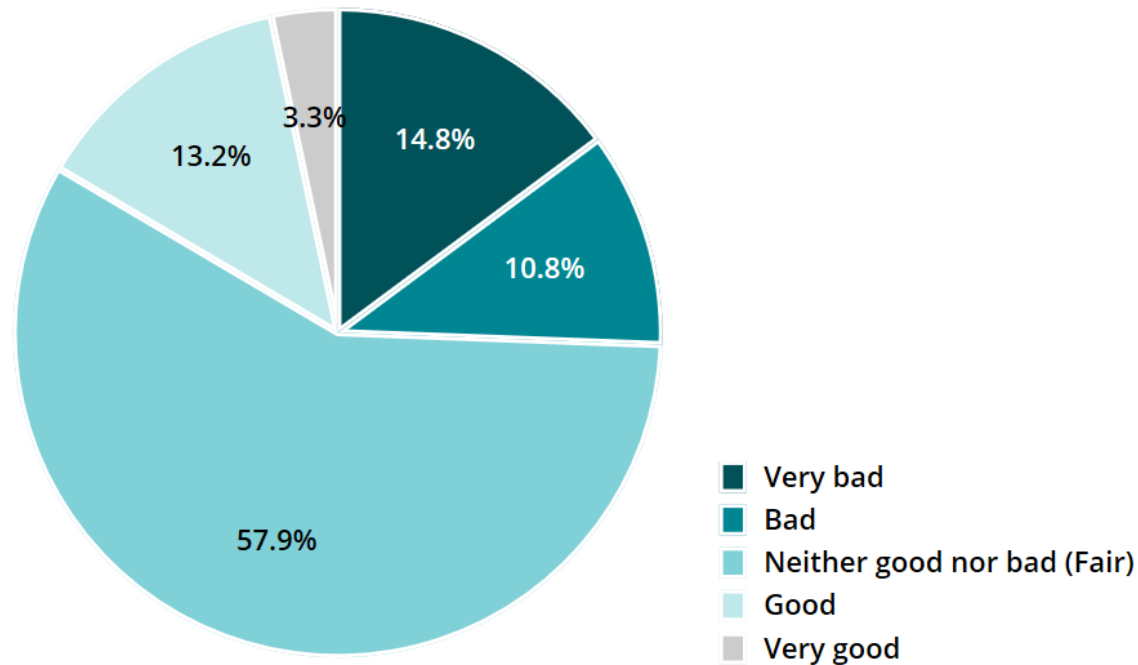
JCCOV1. Do you believe that when there is a public health emergency like the coronavirus it is justifiable for the president of the country to postpone elections? (1) Yes, it is justified (2) No, it is not justified

3. Personal Health and Access to Healthcare

Summary of Findings

- Most (58%) consider themselves to be in “fair” health, but about 1 in 5 says their health is either “bad” (11%) or “very bad” (15%)
- Over two-thirds (69%) report they or someone in their household needed medical attention in the last year. Most sought medical attention from either a general (37%) or specialist (30%) doctor at either private (28%) or public (31%) hospitals
- Those who required medical attention feel more satisfied with health services received at hospitals or clinics than in other places
- Those who received attention at private hospitals or clinics feel more satisfied (46% “very satisfied”) than those who received attention at a public facility (29% “very satisfied”)
- 30% are “satisfied” with public health services in general and 4% are “very satisfied”

Most consider themselves to be in “fair” health, but a quarter believe their health is either “bad” or “very bad”

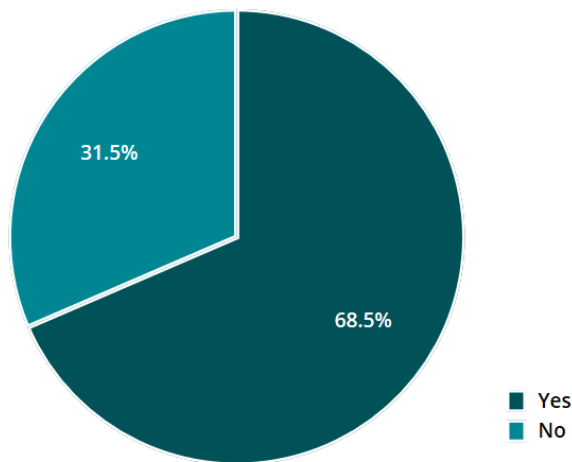


Self Evaluation of Health

Source: © AmericasBarometer, LAPOP, 2020; v.HTI20_0.1

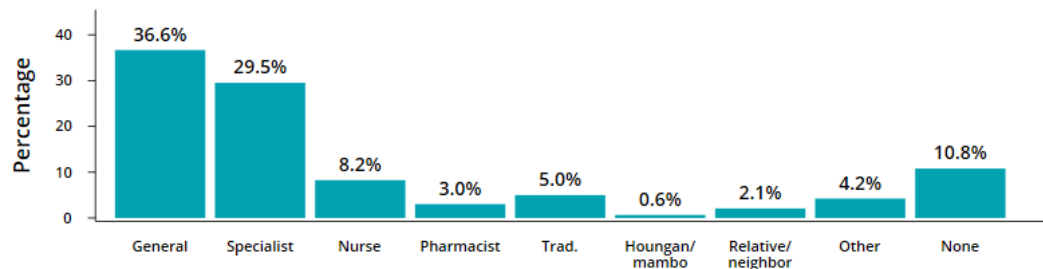
ESSH1. How is your health in general? Would you say it is ...
(1) Very good (2) Good (3) Neither good nor bad (fair) (4) Bad (5) Very bad

Two-thirds say a household member needed medical attention in the last year. Most saw doctors at private or public hospitals

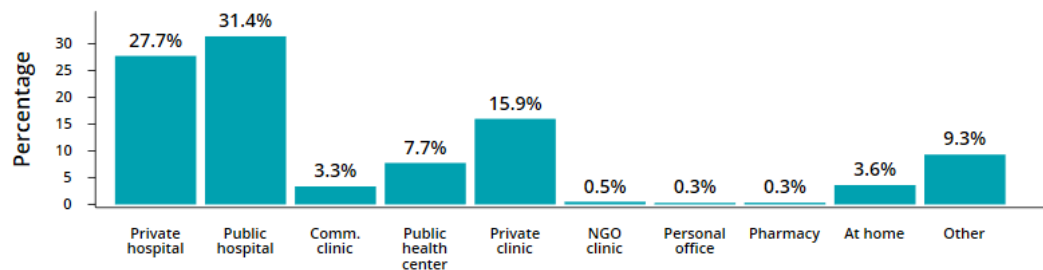


Household Member Need Medical Attention

Source: © AmericasBarometer, LAPOP, 2020; v.HTI20_0.1



Person Consulted for Medical Attention



Location Where Received Medical Attention

Source: © AmericasBarometer, LAPOP, 2020; v.HTI20_0.1

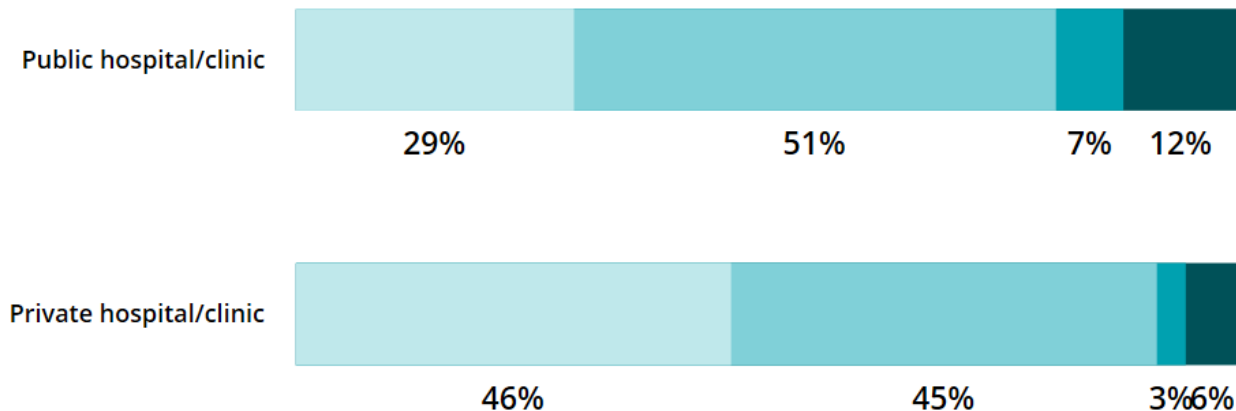
HC3. Over the last 12 months that is from April 2019/May 2019 until today have you or any household member needed medical attention?

HC4. Referring to the last time you or any household member needed medical attention, who did you consult?

HC5. Where did you receive medical service?

*Note: HC4 and HC5 are only asked of those who respond affirmatively to HC3

Among households that required attention, there is greater satisfaction with the services received at private facilities



Satisfaction with Service at Health Care Facility

Very satisfied Satisfied Dissatisfied Very dissatisfied

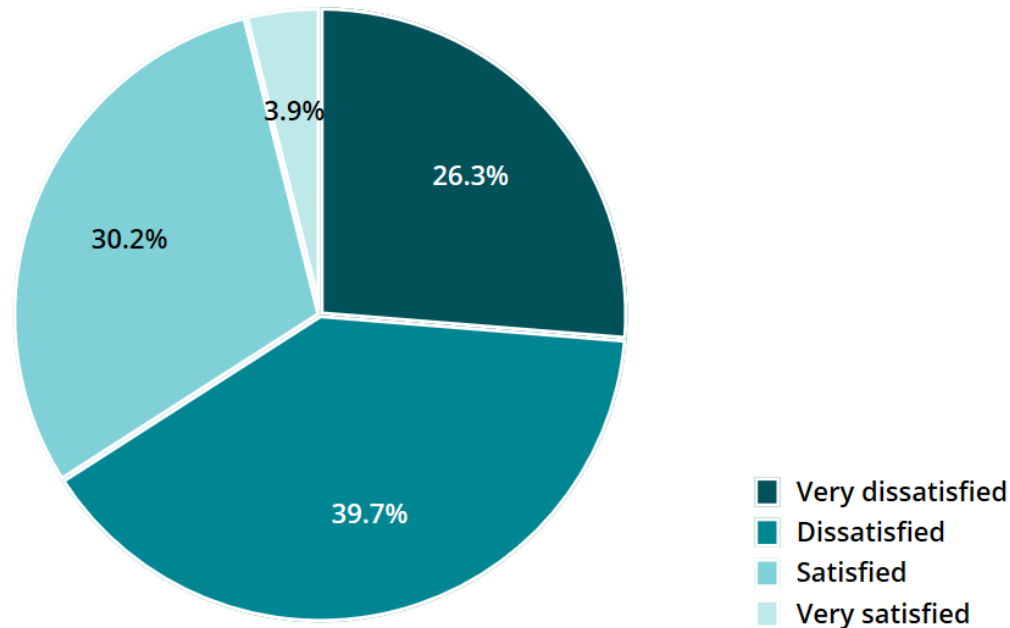
Source: © AmericasBarometer, LAPOP, 2020; v.HTI20_0.1

HC7. How satisfied were you with the service at the health care facilities?

(1) Very satisfied (2) Somewhat satisfied (3) Somewhat dissatisfied (4) Very dissatisfied

*Note: HC7 is only asked of those who said a household member needed medical attention (HC3) and indicated that they sought attention at a hospital, health center, or clinic (HC5). Non-public/private healthcare users are excluded because of very few cases (35).

About a third express some degree of satisfaction with the general state of public medical and health services



Satisfaction with Public Medical and Health Services

Source: © AmericasBarometer, LAPOP, 2020; v.HTI20_0.1

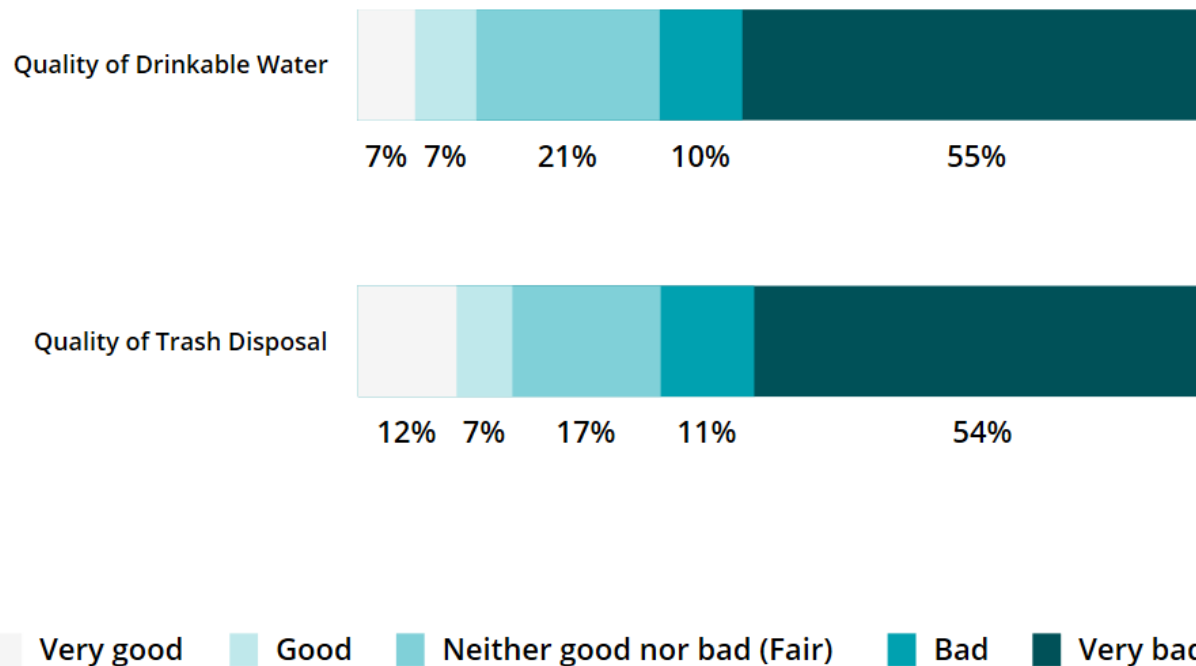
SD6NEW2H. And thinking of the quality of public medical and health services in general? Are you...
(1) Very satisfied (2) Somewhat satisfied (3) Somewhat dissatisfied (4) Very dissatisfied

4. Quality of Public Services

Summary of Findings

- Haitians lack quality public services. Over half believe the quality of drinkable water and trash disposal services are either “bad” or “very bad”
- 55% say the quality of drinkable water is "very bad"
- 54% also say the quality of trash disposal is "very bad"

Over half report that the quality of drinkable water and trash disposal services is “bad” or “very bad”



Source: © AmericasBarometer, LAPOP, 2020; v.HTI20_0.1

In general, how would you rate the quality of each of the following services in Haiti? Very good, good, neither good nor bad, bad or very bad?

HAIACS5. Drinkable water.

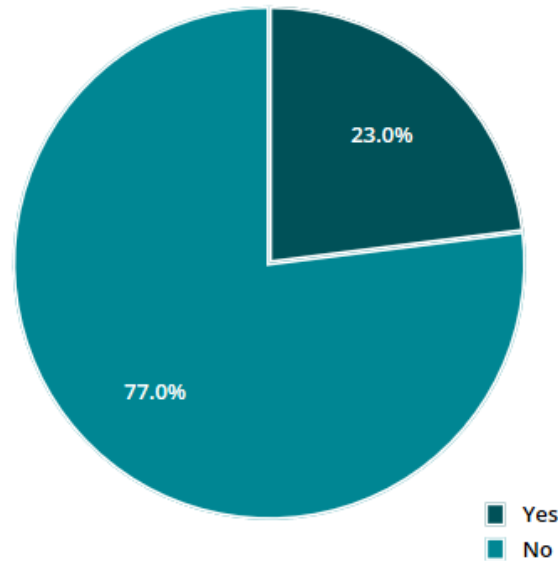
HAIACS6. Trash disposal.

5. Crime and Gang Activity

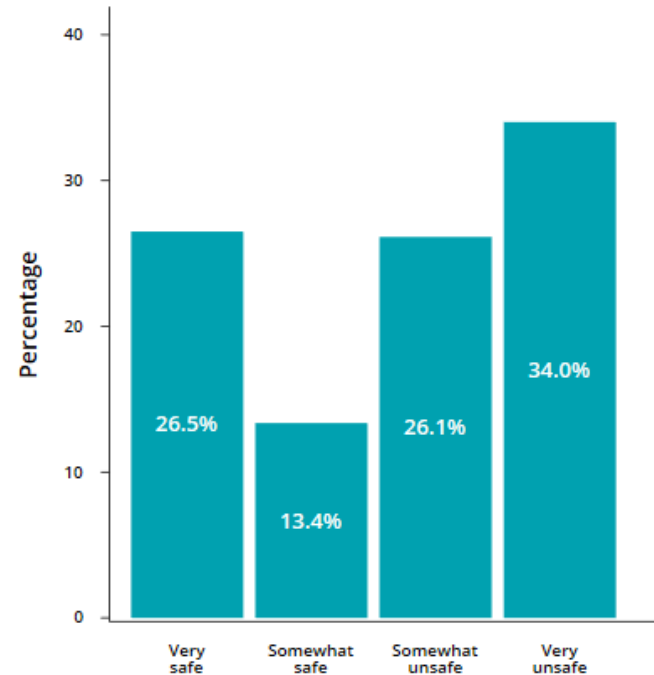
Summary of Findings

- Crime victimization, insecurity, and gang activity are common in Haiti
- Nearly a quarter (23%) report having been the victim of a crime in the last year
- 60% feel some degree of insecurity, with 26% feeling "unsafe" and 34% "very unsafe"
- One in five (21%) report gang presence in their neighborhood
- The vast majority think gangs are bad for their neighborhood, with 92% saying gangs do not provide security, 97% that gangs do not help with access to basic goods, and 89% that gangs do not act as community leaders.

Nearly a quarter report having been the victim of crime in the last year, and about a third feel “very unsafe”



Victim of Crime in the Last 12 Months



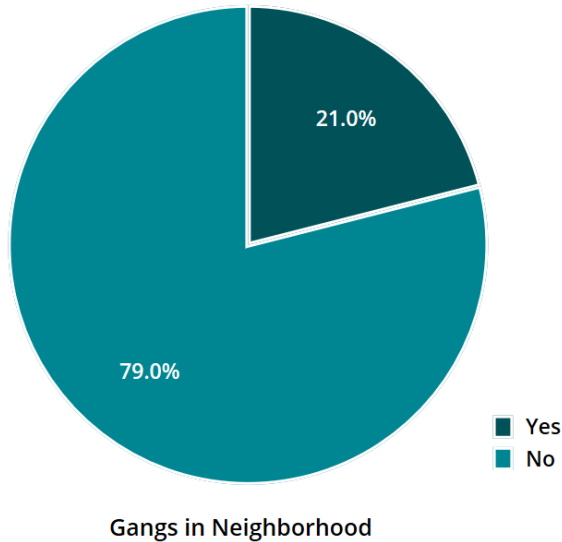
Perception of Neighborhood Insecurity

Source: © AmericasBarometer, LAPOP, 2020; v.HTI20_0.1

VIC1EXT. Now, changing the subject, have you been a victim of any type of crime in the past 12 months? That is, have you been a victim of robbery, burglary, assault, fraud, blackmail, extortion, violent threats or **any other type** of crime in the past 12 months?

AOJ11. Speaking of the neighborhood where you live and thinking of the possibility of being assaulted or robbed, do you feel very safe, somewhat safe, somewhat **unsafe** or very **unsafe**? (1) Very safe (2) Somewhat safe (3) Somewhat unsafe (4) Very unsafe

One in five reports gang presence and a vast majority say gangs do not play a positive role in their neighborhoods



Source: © AmericasBarometer, LAPOP, 2020; v.HTI20_0.1



Source: © AmericasBarometer, LAPOP, 2020; v.HTI20_0.1

IVOL24. Is there a criminal gang or gangs in your neighborhood?

GANG10. In some places in this country, gangs are involved in a diverse set of activities. Would you say that gangs are involved in providing security for people in your neighborhood?

GANG11. How about providing services, such as helping people access basic goods like food. Would you say that gangs provide such services to people in your neighborhood?

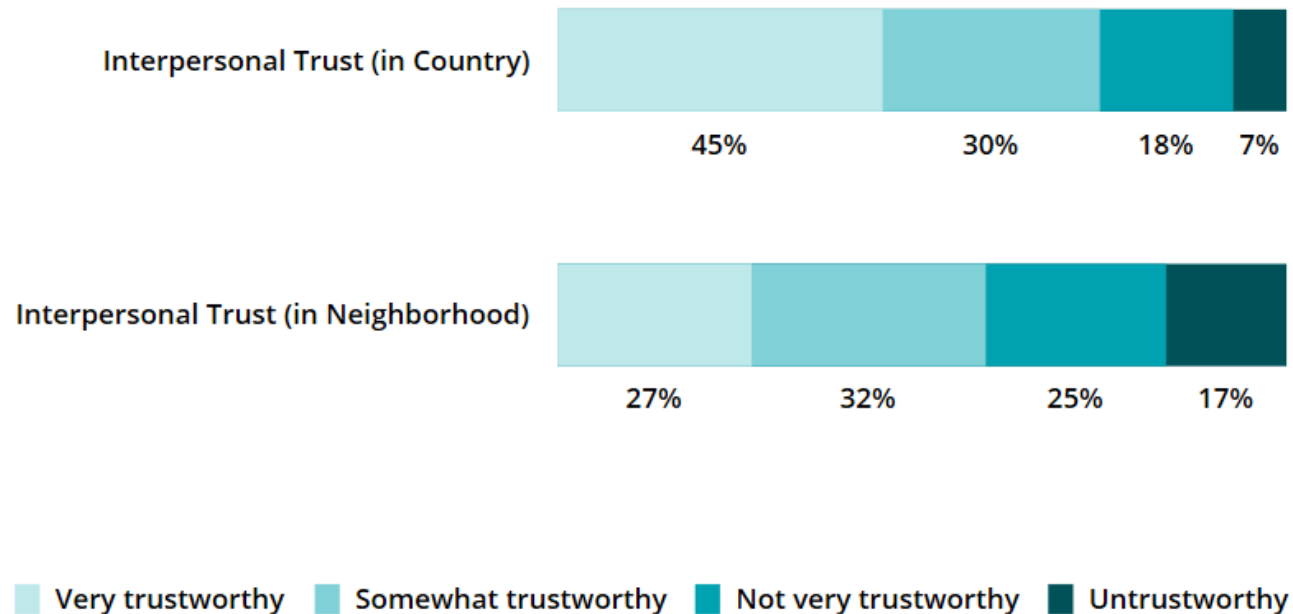
GANG12. How about acting as community leaders. Would you say that gangs act as community leaders for people in your neighborhood?

6. Trust in Others

Summary of Findings

- Interpersonal trust is greater when people are asked about fellow Haitians in the country than in their neighborhood
- 45% say people in the country are “very trustworthy” and 30% say they are “somewhat trustworthy”
- 27% say people in their neighborhood are “very trustworthy” and 32% say they are “somewhat trustworthy”

Interpersonal trust is greater when people are asked about fellow Haitians in the country than in their neighborhood



Source: © AmericasBarometer, LAPOP, 2020; v.HTI20_0.1

**Half the sample is asked one of the following.*

IT1N1. *And speaking of the people from your neighborhood, would you say that people in your community are very trustworthy, somewhat trustworthy, not very trustworthy or untrustworthy...? (1) Very trustworthy (2) Somewhat trustworthy (3) Not very trustworthy (4) Untrustworthy*

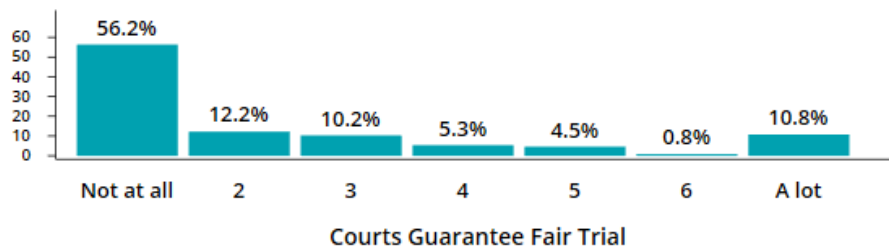
IT1N2. *And speaking of Haitians, would you say that people in this country are very trustworthy, somewhat trustworthy, not very trustworthy or untrustworthy...? (1) Very trustworthy (2) Somewhat trustworthy (3) Not very trustworthy (4) Untrustworthy*

7. Evaluations of the Political System

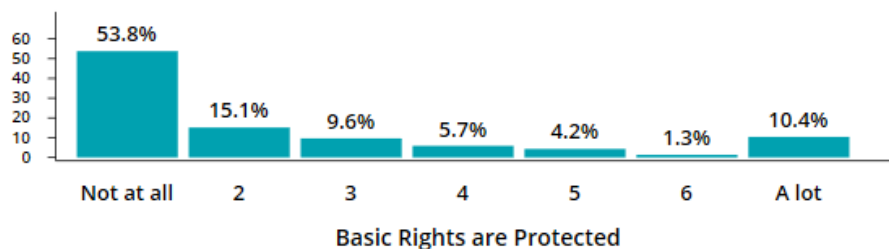
Summary of Findings

- Negative evaluations of the political system are widespread in Haiti
 - Over half (56%) think courts do not guarantee a fair trial and another 54% say basic rights are not protected
 - There is sharp division in respect for political institutions. While 31% say they have a lot of respect for institutions, 33% say they don't respect them at all
 - Over half (53%) do not feel proud of the political system
 - There is polarization in support for the political system. While 23% say people should support the system a lot, 43% think people should not support the system at all
- Three quarters (75%) think corruption among public officials is “common” or “very common,” and most believe a majority politicians are corrupt (26% say “half”, 29% say “more than half, and 33% say “all”)
- Haitians lack confidence in elections. Over 2 in 5 (43%) say the elections process is "very bad" and 22% say it's "bad." Less than 10% have a positive evaluation
- Lack of confidence in the political system may be translating into loss of faith in democracy in Haiti. Only 27% “strongly agree” that democracy is the best form of government, and over a quarter (28%) “strongly disagree”

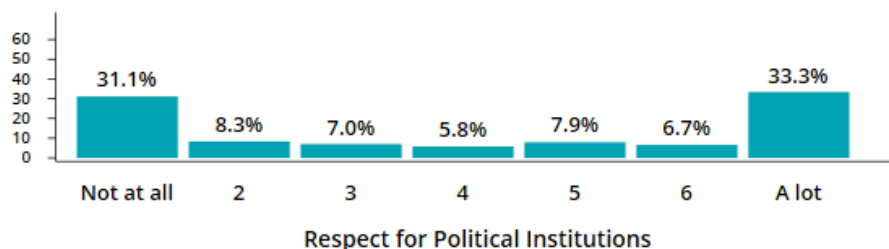
There is little confidence in institutions in charge of upholding the law, and polarization in people's respect for institutions



- Over half (56%) believe courts do not guarantee a fair trial



- Over half (54%) also believe that basic rights are not protected



- Nearly a third (31%) still feel that they respect political institutions a lot; though 33% think the opposite

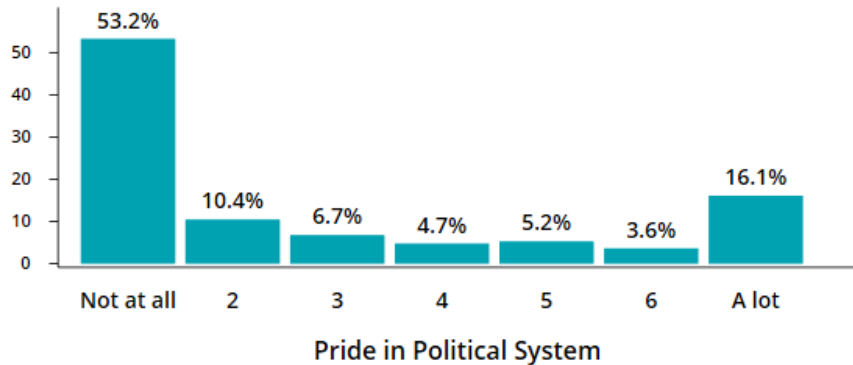
Source: © AmericasBarometer, LAPOP, 2020; v.HTI20_0.1

B1. To what extent do you think the courts in Haiti guarantee a fair trial?

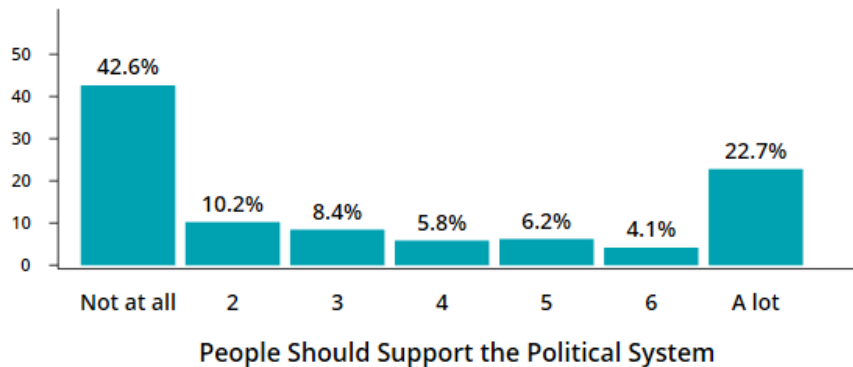
B3. To what extent do you think that citizens' basic rights are well protected by the political system of Haiti?

B2. To what extent do you respect the political institutions of Haiti?

Over half lack pride in their political system, and people are polarized in their support for the political system



- 53% have no pride at all in the political system



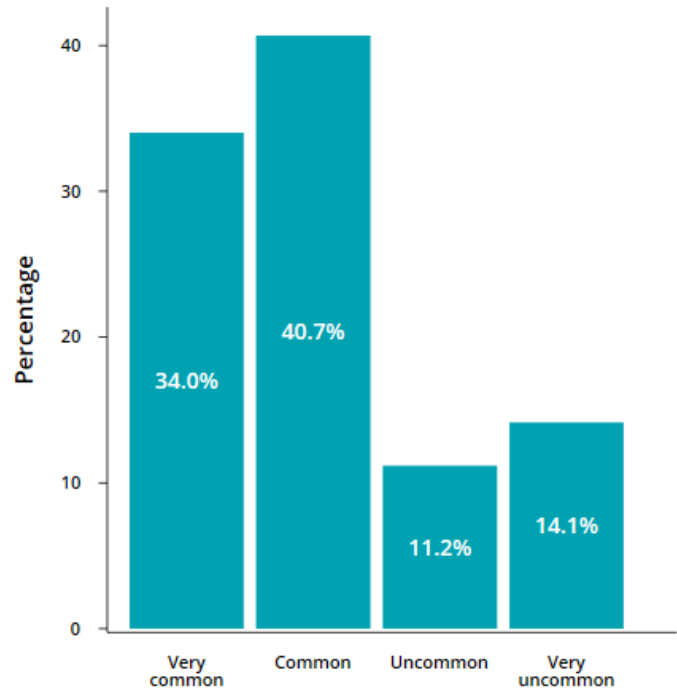
- Over 2 in 5 (43%) think people should not support Haiti's political system at all; though 23% think the opposite

Source: © AmericasBarometer, LAPOP, 2020; v.HTI20_0.1

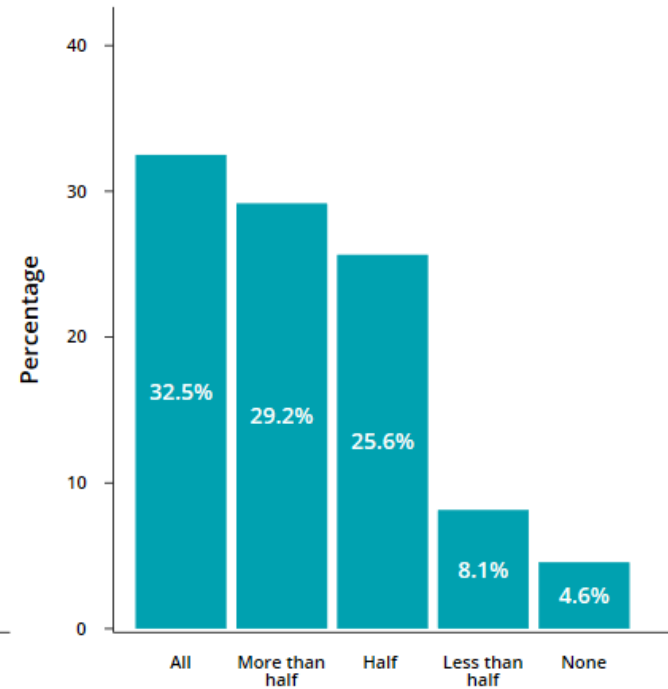
B4. To what extent do you feel proud of living under the political system of Haiti?

B6. To what extent do you think that one should support the political system of Haiti?

Most people think corruption among public officials is widespread and that half or more of politicians are corrupt



Perception of Public Corruption among Public Officials



Amount of Corruption among Politicians

Source: © AmericasBarometer, LAPOP, 2020; v.HTI20_0.1

*Half the sample is asked one of the following.

EXC7. Taking into account your own experience or what you have heard, corruption among public officials is:

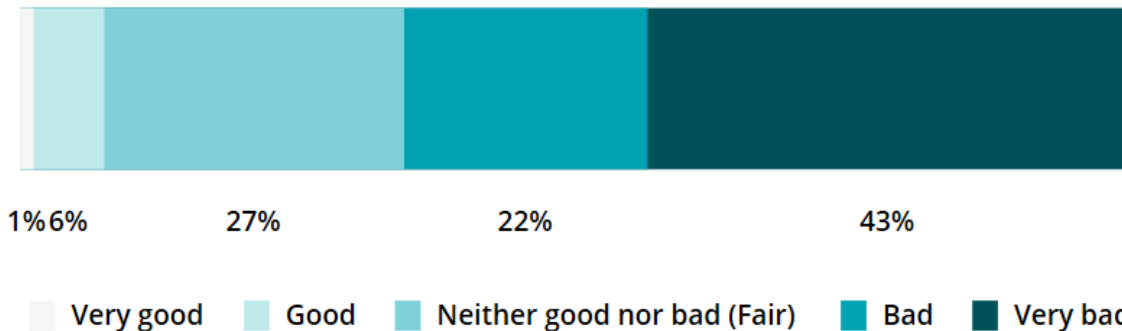
(1) Very common (2) Common (3) Uncommon or (4) Very uncommon?

EXC7NEW. Thinking of the politicians of Haiti... how many of them do you believe are involved in corruption?

(1) None (2) Less than half of them (3) Half of them (4) More than half of them (5) All

Most think the election process is “bad” or “very bad”

Evaluation of the Elections Process

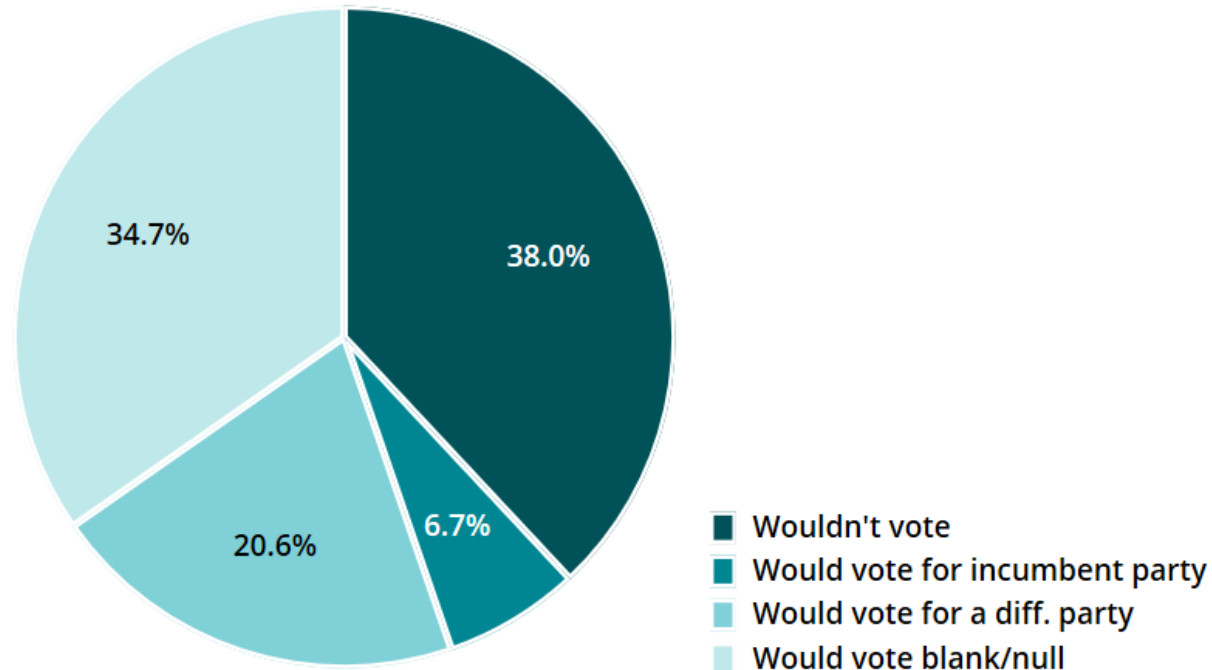


- Over 2 in 5 (43%) believe the elections process is “very bad”
- Fewer than 10% have a positive evaluation of the elections process

Source: © AmericasBarometer, LAPOP, 2020; v.HTI20_0.1

HAIM6. Would you say that the election process in Haiti is very good, good, neither good nor bad, bad, or very bad?
(1) Very good (2) Good (3) Neither good nor bad (fair) (4) Bad (5) Very bad

Over third would not vote in a presidential election and another third would vote blank



Vote Intention in Next Presidential Election

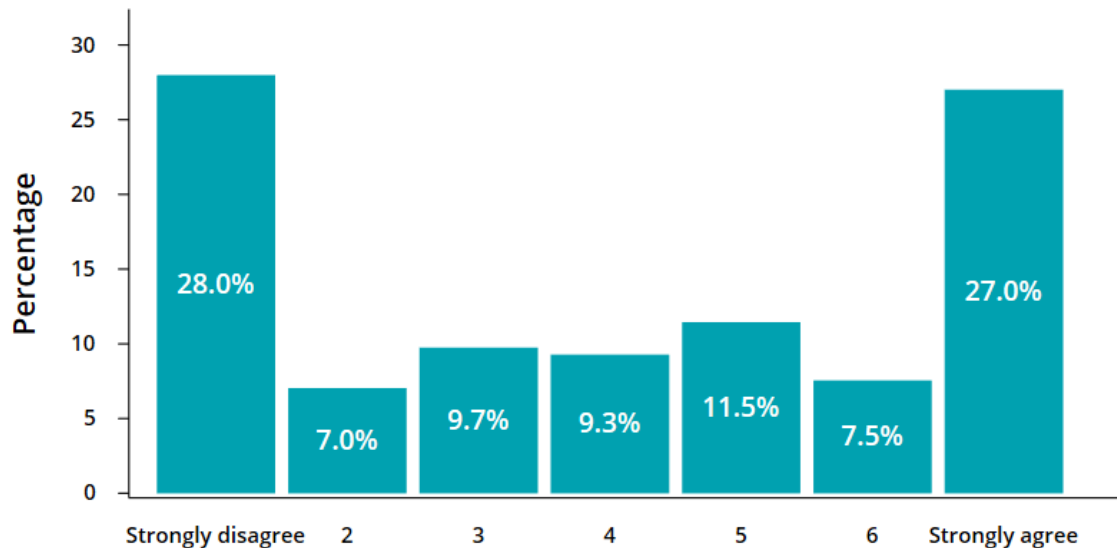
Source: © AmericasBarometer, LAPOP, 2020; v.HTI20_0.1

VB20A. *If the next presidential elections were being held this week, what would you do?*

(1) Wouldn't vote (2) Would vote for the current (incumbent) candidate or party (3) Would vote for a candidate or party different from the current administration (4) Would go to vote but would leave the ballot blank or would purposely cancel my vote

Only 27% “strongly agree” that democracy is the best form of government

Democracy is Better than Any Other Form of Government



- Most are split between strongly agreeing or disagreeing that democracy is the best form of government
- Over a quarter of do not support democracy

Source: © AmericasBarometer, LAPOP, 2020; v.HT120_0.1

ING4. Democracy may have problems, but it is better than any other form of government. To what extent do you agree or disagree with this statement?

Credits

Author:

Mariana Rodríguez, Ph.D.

Editors:

Liz Zechmeister, Ph.D.

Noam Lupu, Ph.D.

All LAPOP Lab reports and datasets are available at www.lapopsurveys.org. Follow us on Twitter [@lapop_barómetro](https://twitter.com/lapop_barometro).

This study is made possible by the support of the American People through the United States Agency for International Development (USAID). The contents of this study are the sole responsibility of the authors and LAPOP and do not necessarily reflect the views of USAID or the United States Government.

