

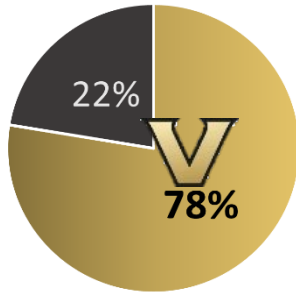
Vanderbilt University Applicant Statistics

2023 Entering Class

US allopathic/MD medical schools accepted (149) out of (192) Vanderbilt University (VU) first-time applicants for a **78% Acceptance Rate** (compared to the National Rate of 46%).

Vanderbilt University Acceptances to Medical School

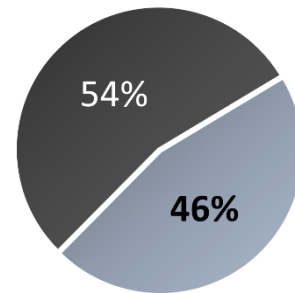
(First-Time Applicants in 2023 Cycle)
149 of 192 Students Accepted



■ Accepted ■ Not Accepted

National Acceptances to Medical School

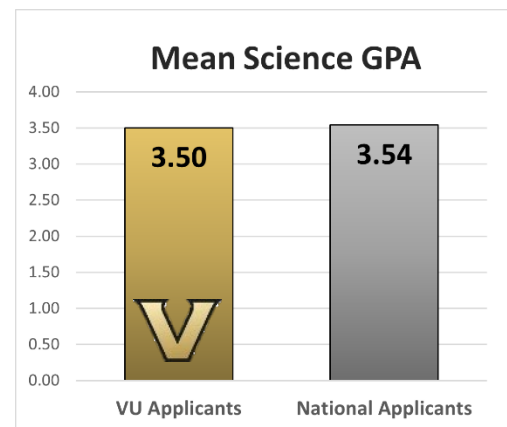
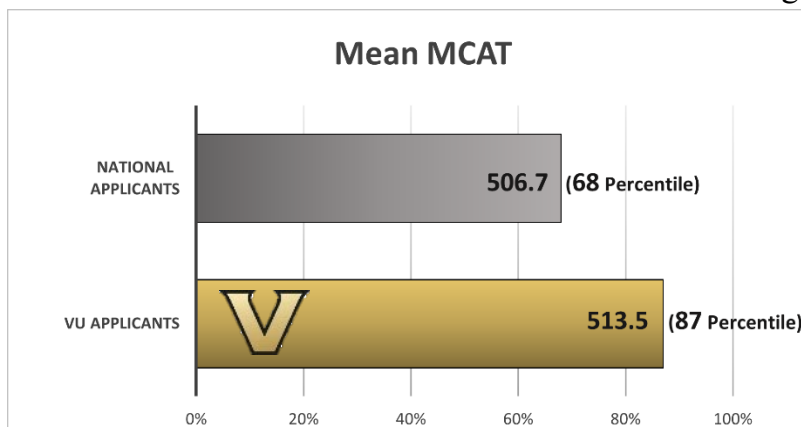
(2023 Application Cycle)
23,127 of 50,258 Students Accepted



■ Accepted ■ Not Accepted

US allopathic/MD medical schools accepted (33) of the (52) VU Re-applicants for an Acceptance Rate of 63%.

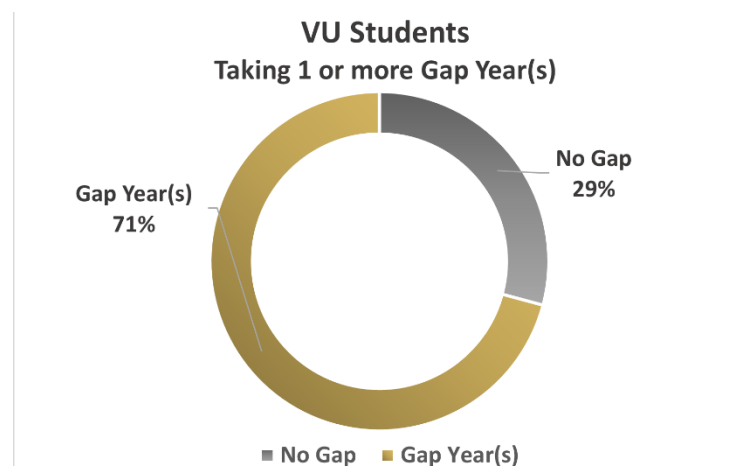
Vanderbilt's Mean MCAT score remains higher than the Mean for the nation.



Over **92%** of US MD schools accepted VU students during the 2021-2023 Cycles.

VU students applied on average to **26** MD schools during the 2023 Cycle.

Over **71%** of VU students chose to take 1 or more **gap years** before entering medical school.



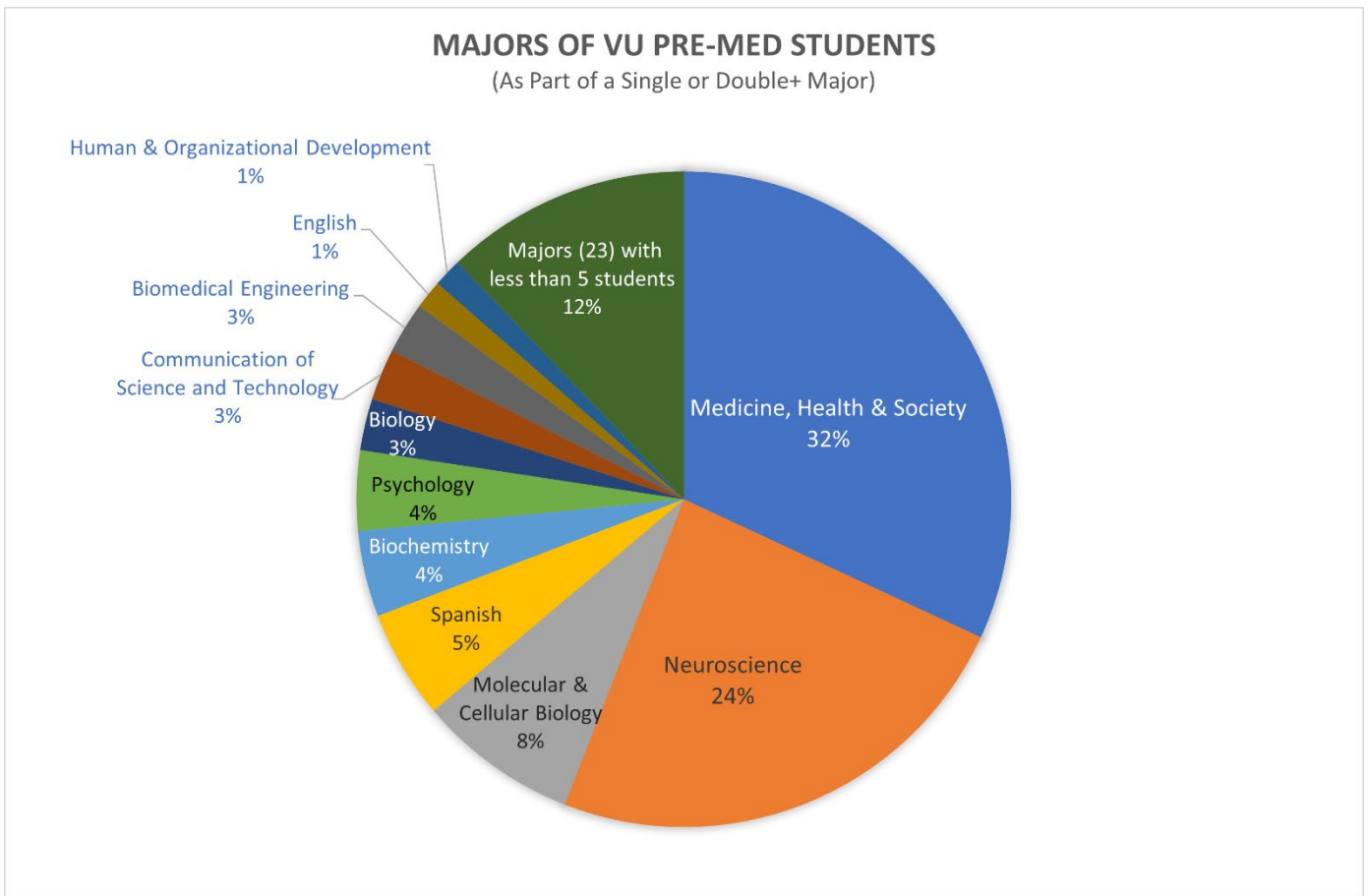
VU pre-med students represented (34) unique majors during the 2023 Cycle and (57) unique majors during the 2021-2023 Cycles.

The most popular majors for the 2023 Cycle were:

	Total	As Single Major	Part of Double(+) Major
Medicine, Health, & Society	113	48	65
Neuroscience	85	35	50
Molecular & Cellular Biology	28	11	17
Spanish	19	1	18
Biochemistry	15	7	8
Psychology	14	7	7

(Medical schools do not have a preferred major)

..

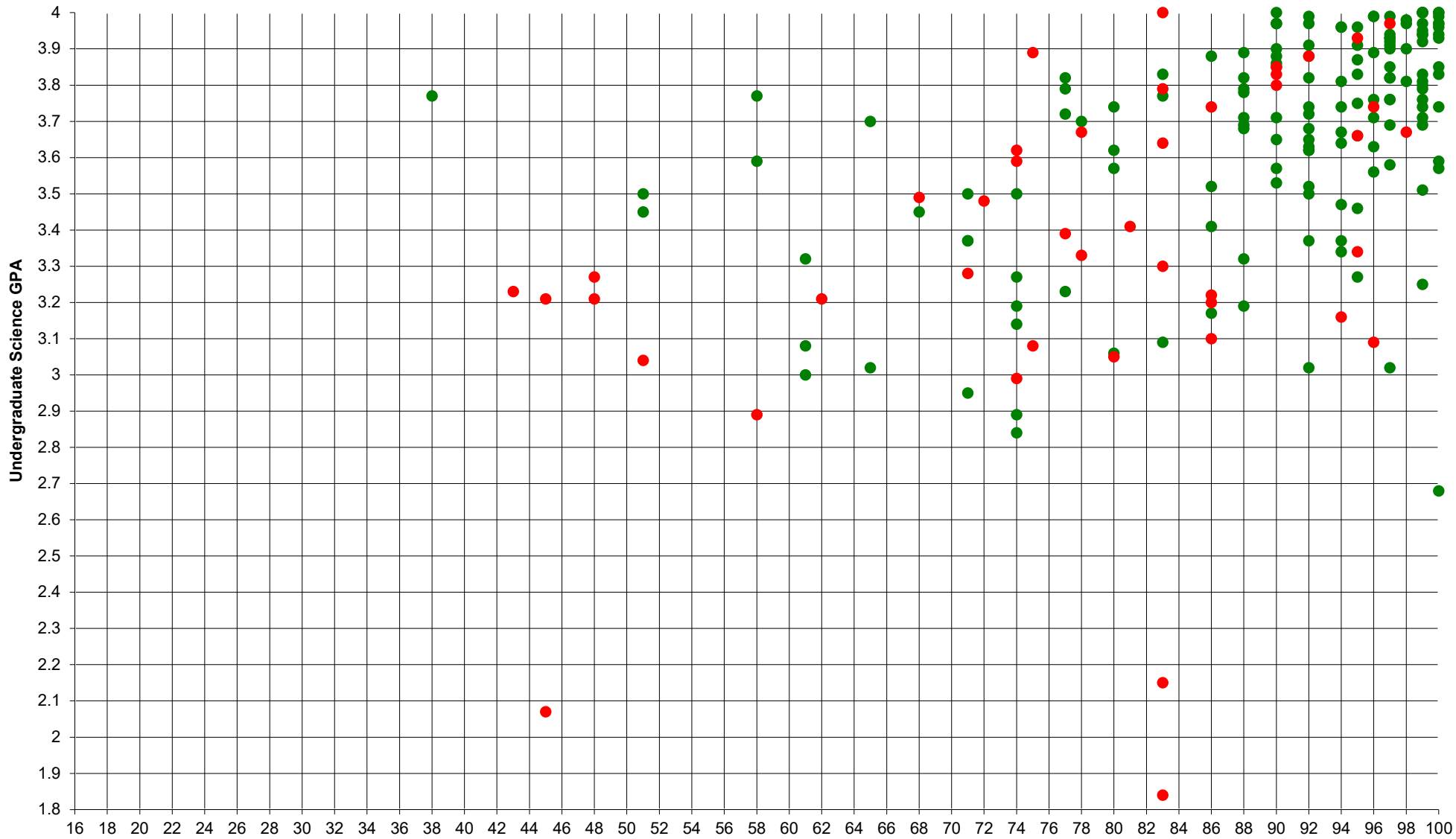


2023 Science GPA and MCAT Comparison
(First-Time Applicants)


Science GPA	MCAT %tile Range			Total by Science GPA	
		49 or Less	50-90		91 or Greater
Greater than 3.7	Applicants	**	28	68	
	Acceptees	**	21	64	
	Acceptance Rate		75%	94%	89%
3.51-3.7	Applicants		15	19	
	Acceptees		11	17	
	Acceptance Rate		73%	89%	82%
3.31-3.5	Applicants		15	7	
	Acceptees		10	6	
	Acceptance Rate		67%	86%	73%
3.11-3.3	Applicants	**	11	**	
	Acceptees	**	6	**	
	Acceptance Rate		55%	67%	44%
3.1 or Less	Applicants	**	16	**	
	Acceptees	**	8	**	
	Acceptance Rate		50%	75%	52%
Total by MCAT %tile	Applicants	6	85	101	192
	Acceptees	1	56	92	149
	Acceptance Rate	17%	66%	91%	78%

Cells with asterisks (**) indicate MCAT/GPA range combinations with fewer than 5 applicants; blank cells indicate MCAT/GPA range combinations with zero applicants

2023 Allopathic First Time Applicants Undergraduate Science GPA and MCAT Score



NOTE: Dots may be stacked and could represent more than 1 applicant



Designated Medical School Aggregate Report
2021-2023 Summary
(Sorted by Most Accepted)

Medical School Name	2023	2022	2021	Total Accepted 2021-2023 (Combined)
	Total # of VU Applicants	Total # of VU Applicants	Total # of VU Applicants	
Vanderbilt University School of Medicine	182	197	228	70
University of Tennessee Health Science Center College of Medicine	51	79	90	68
USF Health Morsani College of Medicine	54	62	70	33
Medical College of Georgia at Augusta University	26	33	45	32
University of Cincinnati College of Medicine	73	90	104	32
Northwestern University The Feinberg School of Medicine	122	119	137	30
Emory University School of Medicine	173	189	223	26
Ohio State University College of Medicine	71	75	86	26
University of Louisville School of Medicine	39	33	51	25
University of Virginia School of Medicine	79	90	114	25
Meharry Medical College	48	40	50	24
University of Illinois College of Medicine	56	58	57	24
New York Medical College	61	85	72	23
University of Miami Leonard M. Miller School of Medicine	115	134	143	23
George Washington University School of Medicine and Health Sciences	137	164	177	22
Case Western Reserve University School of Medicine	91	81	103	20
University of Alabama at Birmingham Marnix E. Heersink School of Medicine	41	50	68	20
Washington University in St. Louis School of Medicine	87	96	98	20
Tulane University School of Medicine	106	154	162	19
University of Central Florida College of Medicine	28	46	44	17
Baylor College of Medicine	25	30	84	16
Duke University School of Medicine	111	110	132	16
East Tennessee State University James H. Quillen College of Medicine	35	46	45	16
Johns Hopkins University School of Medicine	58	54	63	16
University of Chicago Division of the Biological Sciences The Pritzker School of Medicine	90	85	102	16
University of Michigan Medical School	95	86	111	16
Lewis Katz School of Medicine at Temple University	86	98	94	15
Morehouse School of Medicine	33	25	41	15
Wayne State University School of Medicine	41	29	39	15
Donald and Barbara Zucker School of Medicine at Hofstra/Northwell	46	49	54	14
Tufts University School of Medicine	138	144	156	14
Yale School of Medicine	75	71	86	14
University of Florida College of Medicine	39	49	52	13
University of Texas Medical School at Houston	19	25	27	13
UT Southwestern	26	31	32	13
Chicago Medical School at Rosalind Franklin University of Medicine & Science	55	76	72	12
Georgetown University School of Medicine	145	174	173	12
Indiana University School of Medicine	46	51	47	12
New York University Grossman School of Medicine	99	102	112	12
Weill Cornell Medicine	100	92	91	12
Hackensack Meridian School of Medicine	35	25	23	11
Medical University of South Carolina College of Medicine	19	24	36	11
Rutgers, Robert Wood Johnson Medical School	31	18	35	11
Saint Louis University School of Medicine	46	75	72	11
State University of New York Downstate Medical Center College of Medicine	36	41	36	11
University of Colorado School of Medicine	61	57	92	11
University of Iowa Roy J. and Lucille A. Carver College of Medicine	21	20	23	11
Boston University School of Medicine	96	114	122	10
Columbia University Vagelos College of Physicians and Surgeons	92	87	98	10
Howard University College of Medicine	36	34	38	10
Icahn School of Medicine at Mount Sinai	96	98	88	10
Northeast Ohio Medical University	13	16	15	10
Perelman School of Medicine at the University of Pennsylvania	81	73	83	10
Sidney Kimmel Medical College at Thomas Jefferson University	82	96	94	10
Charles E. Schmidt College of Medicine at Florida Atlantic University	26	35	45	9
Creighton University School of Medicine	37	39	28	9
Geisel School of Medicine at Dartmouth	77	93	105	9
Loyola University Chicago Stritch School of Medicine	76	97	111	9
Rutgers New Jersey Medical School	36	32	42	9
Texas A&M Uni. System HSC Col. of Medicine	17	20	28	9
University of Massachusetts T.H. Chan School of Medicine	22	37	32	9

Designated Medical School Aggregate Report
2021-2023 Summary
(Sorted by Most Accepted)

Medical School Name	2023	2022	2021	Total Accepted 2021-2023 (Combined)
	Total # of VU Applicants	Total # of VU Applicants	Total # of VU Applicants	
University of South Alabama College of Medicine	11	11	13	9
University of Texas Medical Branch	14	18	27	9
Virginia Commonwealth University School of Medicine	43	47	51	9
Drexel University College of Medicine	94	112	96	8
Renaissance School of Medicine at Stony Brook University	25	43	35	8
University of Kansas School of Medicine	13	11	14	8
University of Kentucky College of Medicine	26	28	32	8
University of Maryland School of Medicine	29	32	43	8
University of Texas Medical School at San Antonio	16	23	30	8
University of Missouri-Columbia School of Medicine	12	14	17	7
University of Pittsburgh School of Medicine	81	79	87	7
Wake Forest School of Medicine of Wake Forest Baptist Medical Center	104	127	137	7
Wright State University Boonshoft School of Medicine	23	25	28	7
Eastern Virginia Medical School	37	51	45	6
Keck School of Medicine of the University of Southern California	79	84	75	6
Medical College of Wisconsin	44	50	42	6
Texas Tech University Health Sciences Center Paul L. Foster School of Medicine	11	15	25	6
The University of Toledo College of Medicine and Life Sciences	22	26	26	6
University of Arizona College of Medicine - Phoenix	24	22	21	6
University of California, Los Angeles David Geffen School of Medicine	76	78	84	6
University of Mississippi School of Medicine	2	3	2	6
University of Rochester School of Medicine and Dentistry	53	43	57	6
University of Wisconsin School of Medicine and Public Health	35	35	38	6
Western Michigan University Homer Stryker M.D. School of Medicine	20	23	18	6
Albert Einstein College of Medicine	88	101	80	5
Florida International University Herbert Wertheim College of Medicine	33	43	49	5
Geisinger Commonwealth School of Medicine	15	29	31	5
Harvard Medical School	80	81	103	5
Michigan State University College of Human Medicine	22	21	24	5
The Warren Alpert Medical School of Brown University	80	84	96	5
University of Connecticut School of Medicine	15	26	29	5
Carle Illinois College of Medicine	17	16	21	4
Cooper Medical School of Rowan University	23	13	19	4
Frank H. Netter MD School of Medicine at Quinnipiac University	42	54	42	4
Louisiana State University School of Medicine in New Orleans	22	21	22	4
Mayo Clinic Alix School of Medicine	45	43	53	4
Ponce Health Sciences University School of Medicine	5	3	1	4
Robert Larner, M.D., College of Medicine at the University of Vermont	41	61	43	4
Rush Medical College of Rush University Medical Center	81	99	95	4
Southern Illinois University School of Medicine	4	6	7	4
Texas Tech Univ. Hlth. Sci. Ctr. Sch. of Medicine	12	16	26	4
Uniformed Services University of the Health Sciences F. Edward Hebert School of Medicine	9	12	16	4
University of California, San Francisco, School of Medicine	74	61	67	4
University of North Carolina at Chapel Hill School of Medicine	50	59	78	4
Albany Medical College	48	61	50	3
California University of Science and Medicine	11	11	20	3
Florida State University College of Medicine	27	31	31	3
Jacobs School of Medicine and Biomedical Sciences at the University at Buffalo	19	23	20	3
Kaiser Permanente Bernard J. Tyson School of Medicine	50	43	50	3
Mercer University School of Medicine	13	8	16	3
Oakland University William Beaumont School of Medicine	22	31	30	3
Pennsylvania State University College of Medicine	48	67	67	3
San Juan Bautista School of Medicine	1	4	2	3
University of California, San Diego School of Medicine	56	43	51	3
University of Minnesota Medical School	26	16	12	3
University of Nebraska College of Medicine	6	3	5	3
University of Texas Rio Grande Valley School of Medicine	11	11	23	3
Virginia Tech Carilion School of Medicine	36	60	46	3
Central Michigan University College of Medicine	19	21	10	2
Louisiana State University School of Medicine in Shreveport	14	11	11	2
Oregon Health & Science University School of Medicine	24	26	26	2

Designated Medical School Aggregate Report
2021-2023 Summary
(Sorted by Most Accepted)

Medical School Name	2023	2022	2021	Total Accepted 2021-2023 (Combined)
	Total # of VU Applicants	Total # of VU Applicants	Total # of VU Applicants	
Stanford University School of Medicine	74	60	91	2
University of Arkansas for Medical Sciences College of Medicine	12	3	7	2
University of New Mexico School of Medicine	3	2	4	2
University of Oklahoma College of Medicine	5	7	8	2
University of Texas at Austin Dell Medical School	18	27	32	2
University of Washington School of Medicine	28	37	40	2
West Virginia University School of Medicine	17	24	18	2
Brody School of Medicine at East Carolina University	5	4	5	1
California Northstate University College of Medicine	7	10	15	1
Kirk Kerkorian School of Medicine at UNLV	1	3	5	1
Marshall University Joan C. Edwards School of Medicine	5	6	5	1
Nova Southeastern University Dr. Kiran C. Patel College of Allopathic Medicine	22	38	30	1
State University of New York Upstate Medical University	21	16	19	1
TCU and UNTHSC SOM	30	24	39	1
University of Arizona College of Medicine ? Tucson	16	20	21	1
University of California, Irvine, School of Medicine	32	24	27	1
University of Hawaii, John A. Burns School of Medicine	6	9	10	1
University of Houston College of Medicine	12	18	23	1
University of South Carolina School of Medicine Columbia	12	10	20	1
University of South Carolina School of Medicine Greenville	15	19	21	1
University of Utah School of Medicine	12	7	12	1
Loma Linda University School of Medicine	11	22	15	0
New York University Long Island School of Medicine	24	28	21	0
UCLA/Drew Medical Education Program	10	9	10	0
University of California, Davis, School of Medicine	29	18	25	0
University of California, Riverside School of Medicine	16	10	15	0
University of Missouri-Kansas City School of Medicine	9	9	6	0
University of Nevada, Reno School of Medicine	2	0	4	0
University of North Dakota School of Medicine and Health Sciences	5	2	3	0
University of South Dakota, Sanford School of Medicine	4	2	1	0
University of Texas at Tyler School of Medicine	7	0	0	0
Washington State University Elson S. Floyd College of Medicine	7	4	1	0

Designated Medical School Aggregate Report
2021-2023 Summary
(Sorted by Medical School Name)

Medical School Name	2023	2022	2021	Total Accepted 2021-2023 (Combined)
	Total # of VU Applicants	Total # of VU Applicants	Total # of VU Applicants	
Albany Medical College	48	61	50	3
Albert Einstein College of Medicine	88	101	80	5
Baylor College of Medicine	25	30	84	16
Boston University School of Medicine	96	114	122	10
Brody School of Medicine at East Carolina University	5	4	5	1
California Northstate University College of Medicine	7	10	15	1
California University of Science and Medicine	11	11	20	3
Carle Illinois College of Medicine	17	16	21	4
Case Western Reserve University School of Medicine	91	81	103	20
Central Michigan University College of Medicine	19	21	10	2
Charles E. Schmidt College of Medicine at Florida Atlantic University	26	35	45	9
Chicago Medical School at Rosalind Franklin University of Medicine & Science	55	76	72	12
Columbia University Vagelos College of Physicians and Surgeons	92	87	98	10
Cooper Medical School of Rowan University	23	13	19	4
Creighton University School of Medicine	37	39	28	9
Donald and Barbara Zucker School of Medicine at Hofstra/Northwell	46	49	54	14
Drexel University College of Medicine	94	112	96	8
Duke University School of Medicine	111	110	132	16
East Tennessee State University James H. Quillen College of Medicine	35	46	45	16
Eastern Virginia Medical School	37	51	45	6
Emory University School of Medicine	173	189	223	26
Florida International University Herbert Wertheim College of Medicine	33	43	49	5
Florida State University College of Medicine	27	31	31	3
Frank H. Netter MD School of Medicine at Quinnipiac University	42	54	42	4
Geisel School of Medicine at Dartmouth	77	93	105	9
Geisinger Commonwealth School of Medicine	15	29	31	5
George Washington University School of Medicine and Health Sciences	137	164	177	22
Georgetown University School of Medicine	145	174	173	12
Hackensack Meridian School of Medicine	35	25	23	11
Harvard Medical School	80	81	103	5
Howard University College of Medicine	36	34	38	10
Icahn School of Medicine at Mount Sinai	96	98	88	10
Indiana University School of Medicine	46	51	47	12
Jacobs School of Medicine and Biomedical Sciences at the University at Buffalo	19	23	20	3
Johns Hopkins University School of Medicine	58	54	63	16
Kaiser Permanente Bernard J. Tyson School of Medicine	50	43	50	3
Keck School of Medicine of the University of Southern California	79	84	75	6
Kirk Kerkorian School of Medicine at UNLV	1	3	5	1
Lewis Katz School of Medicine at Temple University	86	98	94	15
Loma Linda University School of Medicine	11	22	15	0
Louisiana State University School of Medicine in New Orleans	22	21	22	4
Louisiana State University School of Medicine in Shreveport	14	11	11	2
Loyola University Chicago Stritch School of Medicine	76	97	111	9
Marshall University Joan C. Edwards School of Medicine	5	6	5	1
Mayo Clinic Alix School of Medicine	45	43	53	4
Medical College of Georgia at Augusta University	26	33	45	32
Medical College of Wisconsin	44	50	42	6
Medical University of South Carolina College of Medicine	19	24	36	11
Meharry Medical College	48	40	50	24
Mercer University School of Medicine	13	8	16	3
Michigan State University College of Human Medicine	22	21	24	5
Morehouse School of Medicine	33	25	41	15
New York Medical College	61	85	72	23
New York University Grossman School of Medicine	99	102	112	12
New York University Long Island School of Medicine	24	28	21	0
Northeast Ohio Medical University	13	16	15	10
Northwestern University The Feinberg School of Medicine	122	119	137	30
Nova Southeastern University Dr. Kiran C. Patel College of Allopathic Medicine	22	38	30	1
Oakland University William Beaumont School of Medicine	22	31	30	3
Ohio State University College of Medicine	71	75	86	26
Oregon Health & Science University School of Medicine	24	26	26	2

Designated Medical School Aggregate Report
2021-2023 Summary
(Sorted by Medical School Name)

Medical School Name	2023	2022	2021	Total Accepted 2021-2023 (Combined)
	Total # of VU Applicants	Total # of VU Applicants	Total # of VU Applicants	
Pennsylvania State University College of Medicine	48	67	67	3
Perelman School of Medicine at the University of Pennsylvania	81	73	83	10
Ponce Health Sciences University School of Medicine	5	3	1	4
Renaissance School of Medicine at Stony Brook University	25	43	35	8
Robert Larner, M.D., College of Medicine at the University of Vermont	41	61	43	4
Rush Medical College of Rush University Medical Center	81	99	95	4
Rutgers New Jersey Medical School	36	32	42	9
Rutgers, Robert Wood Johnson Medical School	31	18	35	11
Saint Louis University School of Medicine	46	75	72	11
San Juan Bautista School of Medicine	1	4	2	3
Sidney Kimmel Medical College at Thomas Jefferson University	82	96	94	10
Southern Illinois University School of Medicine	4	6	7	4
Stanford University School of Medicine	74	60	91	2
State University of New York Downstate Medical Center College of Medicine	36	41	36	11
State University of New York Upstate Medical University	21	16	19	1
TCU and UNTHSC SOM	30	24	39	1
Texas A&M Uni. System HSC Col. of Medicine	17	20	28	9
Texas Tech Univ. Hlth. Sci. Ctr. Sch. of Medicine	12	16	26	4
Texas Tech University Health Sciences Center Paul L. Foster School of Medicine	11	15	25	6
The University of Toledo College of Medicine and Life Sciences	22	26	26	6
The Warren Alpert Medical School of Brown University	80	84	96	5
Tufts University School of Medicine	138	144	156	14
Tulane University School of Medicine	106	154	162	19
UCLA/Drew Medical Education Program	10	9	10	0
Uniformed Services University of the Health Sciences F. Edward Hebert School of Medicine	9	12	16	4
University of Alabama at Birmingham Marnix E. Heersink School of Medicine	41	50	68	20
University of Arizona College of Medicine - Phoenix	24	22	21	6
University of Arizona College of Medicine ? Tucson	16	20	21	1
University of Arkansas for Medical Sciences College of Medicine	12	3	7	2
University of California, Davis, School of Medicine	29	18	25	0
University of California, Irvine, School of Medicine	32	24	27	1
University of California, Los Angeles David Geffen School of Medicine	76	78	84	6
University of California, Riverside School of Medicine	16	10	15	0
University of California, San Diego School of Medicine	56	43	51	3
University of California, San Francisco, School of Medicine	74	61	67	4
University of Central Florida College of Medicine	28	46	44	17
University of Chicago Division of the Biological Sciences The Pritzker School of Medicine	90	85	102	16
University of Cincinnati College of Medicine	73	90	104	32
University of Colorado School of Medicine	61	57	92	11
University of Connecticut School of Medicine	15	26	29	5
University of Florida College of Medicine	39	49	52	13
University of Hawaii, John A. Burns School of Medicine	6	9	10	1
University of Houston College of Medicine	12	18	23	1
University of Illinois College of Medicine	56	58	57	24
University of Iowa Roy J. and Lucille A. Carver College of Medicine	21	20	23	11
University of Kansas School of Medicine	13	11	14	8
University of Kentucky College of Medicine	26	28	32	8
University of Louisville School of Medicine	39	33	51	25
University of Maryland School of Medicine	29	32	43	8
University of Massachusetts T.H. Chan School of Medicine	22	37	32	9
University of Miami Leonard M. Miller School of Medicine	115	134	143	23
University of Michigan Medical School	95	86	111	16
University of Minnesota Medical School	26	16	12	3
University of Mississippi School of Medicine	2	3	2	6
University of Missouri-Columbia School of Medicine	12	14	17	7
University of Missouri-Kansas City School of Medicine	9	9	6	0
University of Nebraska College of Medicine	6	3	5	3
University of Nevada, Reno School of Medicine	2	0	4	0
University of New Mexico School of Medicine	3	2	4	2
University of North Carolina at Chapel Hill School of Medicine	50	59	78	4
University of North Dakota School of Medicine and Health Sciences	5	2	3	0

Designated Medical School Aggregate Report
2021-2023 Summary
(Sorted by Medical School Name)

Medical School Name	2023	2022	2021	Total Accepted 2021-2023 (Combined)
	Total # of VU Applicants	Total # of VU Applicants	Total # of VU Applicants	
University of Oklahoma College of Medicine	5	7	8	2
University of Pittsburgh School of Medicine	81	79	87	7
University of Rochester School of Medicine and Dentistry	53	43	57	6
University of South Alabama College of Medicine	11	11	13	9
University of South Carolina School of Medicine Columbia	12	10	20	1
University of South Carolina School of Medicine Greenville	15	19	21	1
University of South Dakota, Sanford School of Medicine	4	2	1	0
University of Tennessee Health Science Center College of Medicine	51	79	90	68
University of Texas at Austin Dell Medical School	18	27	32	2
University of Texas at Tyler School of Medicine	7	0	0	0
University of Texas Medical Branch	14	18	27	9
University of Texas Medical School at Houston	19	25	27	13
University of Texas Medical School at San Antonio	16	23	30	8
University of Texas Rio Grande Valley School of Medicine	11	11	23	3
University of Utah School of Medicine	12	7	12	1
University of Virginia School of Medicine	79	90	114	25
University of Washington School of Medicine	28	37	40	2
University of Wisconsin School of Medicine and Public Health	35	35	38	6
USF Health Morsani College of Medicine	54	62	70	33
UT Southwestern	26	31	32	13
Vanderbilt University School of Medicine	182	197	228	70
Virginia Commonwealth University School of Medicine	43	47	51	9
Virginia Tech Carilion School of Medicine	36	60	46	3
Wake Forest School of Medicine of Wake Forest Baptist Medical Center	104	127	137	7
Washington State University Elson S. Floyd College of Medicine	7	4	1	0
Washington University in St. Louis School of Medicine	87	96	98	20
Wayne State University School of Medicine	41	29	39	15
Weill Cornell Medicine	100	92	91	12
West Virginia University School of Medicine	17	24	18	2
Western Michigan University Homer Stryker M.D. School of Medicine	20	23	18	6
Wright State University Boonshoft School of Medicine	23	25	28	7
Yale School of Medicine	75	71	86	14

Majors of VU Students on the Pre-med Track 2021-2023

American Studies
Anthropology
Art
Art History
Asian Studies
Biochemistry
Bioinformatics and Computational Biology
Biology
Biomedical Engineering
Cello Performance
Chemical & Biomolecular Engineering
Chemical Engineering
Chemistry
Child Development
Cinema and Media Arts
Civil and Environmental Engineering
Clarinet Performance
Classical and Mediterranean Studies
Classics
Cognitive Studies
Communication of Science and Technology
Computer Science
Ecology, Evolution, and Organismal Biology
Economics
Educational Studies
Engineering Science
English
Film Studies
French

German
History
History of Art
Human & Organizational Development
Latin American Studies
Mathematics
Mechanical Engineering
Medicine, Health & Society
Molecular & Cellular Biology
Music
Viola Performance
Neuroscience
Oboe Performance
Philosophy
Physics
Piano Performance
Political Science
Psychology
Public Health
Public Policy Studies
Sociology
Spanish
Spanish & Portuguese
Special Education
Theatre
Trumpet Performance
Violin Performance
Women's & Gender Studies

* As a single major or as part of a double or triple major